



Druk PNB Bank Ltd.
...your partner in growth!

ANNUAL REPORT 2021

CORPORATE OFFICE

P.O. Box No. 502, Norzin Lam • Thimphu: Bhutan
Tel.: +975 3 324 497, 325 936, 331 291 • Fax: +975 2 327 546, 333 156
SWIFT CODE: PUNBBTBT • Website: www.drukpnb.bt



THIMPHU BRANCH

P.O. Box No. 502, Norzin Lam
Thimphu: Bhutan
Tel.: +975 3 324 497, 325936
Fax: +975 2 327 546, 333 156



PHUENTSHOLING BRANCH

P.O. Box No. 156, Zhung Lam
Phuntsholing: Bhutan
Tel.: +975 5 253 660, 253 661,
253 662
Fax: +975 5 253 669



WANGDUE BRANCH

P.O. Box No.1305, Bajo Town
Wangdue Phodrang: Bhutan
Tel.: +975 2 481 932, 481 931
Fax: +975 2 481 932



GELEPHU BRANCH

P.O. Box No. 156, Jangchub Lam
Gelephu: Bhutan
Tel.: +975 6 252 246
Fax: +975 6 252 245



PARO BRANCH

Paro Town
Paro: Bhutan
Tel.: +975 8 271 036
Fax: +975 8 271 038




TRONGSA BRANCH

MHPA Colony, Dangdung
Trongsa: Bhutan
Tel.: +975 3 528 012
Fax: +975 3 528 013



SAMTSE BRANCH

Main Town
Samtse: Bhutan
Tel.: +975 5 365 419
Fax: +975 5 365 420



BUMTHANG BRANCH

Dekiling, Near Hospital
Bumthang: Bhutan
Tel.: +975 2 630 037
Fax: +975 2 630 038

Table of Contents

1.	Director's Report : 2021	1
2.	CEO's Report	5
3	Independent Auditor's Report on the Financial Statements for year ended 31 December 2021.....	9
4	Minimum Audit Examination and Reporting Requirements	13
5	Computerized Accounting Environment	15
7	General.....	16
8	Statement of Financial Position as at 31st December, 2021.....	18
9	Statement of Comprehensive Income for the year ended 31st December, 2021.....	20
10	Cash Flow statement for the year ended 31st December, 2021.....	22
11	Statement of Financial Statements Instruments by category 2021	24
12	Statement of Changesd in the Equity for the year ended 31st, December 2021.....	28
13	Notes to Financial Statements for the Year Ended 31.12.2020	30
14	Significant Accounting Judgements, Estimates And Assumptions.....	31
15	Income Tax	52
16	Depreciation Schedule	55
17	RMA Disclosures.....	69



Staff members of Corporate Office



Staff members of Branch Office Thimphu



Staff members of Branch Office, Phuentsholing



Staff members of Branch Office, Gelephu



Staff members of Branch Office, Paro



Staff members of Branch Office, Bajo, Wangduephodrang



Staff members of Branch Office, Bumthang



Staff members of Branch Office, Trongsa



Staff members of Branch Office, Samtse

BOARD OF DIRECTORS



Aum Sangay Om

Chairman



Sonam Tashi

Independent Director



Tashi Pem

Public Shareholder Director



Sunil Soni

PNB Nominated Director



Alok Verdhan Chaturvedi

Independent Director



Mr. Rajesh Verma

PNB Nominated Director



Sumesh Kumar

Chief Executive Officer



Druk PNB Bank Ltd.

...your partner in growth!

Director's Report: 2021

Dear Shareholders,

Druk PNB Bank Limited (DPNBL) takes immense pleasure in presenting its Annual Report for the year 2021. On behalf of the Board of Directors, I present before you the Annual Report of your bank for the year ended 31st December 2021. The report highlights the DPNBL's achievements during the year and the final accounts of your bank is in compliance to Bhutanese Accounting Standards (BAS).

Your bank has completed 12 years of successful operations in 2021. Amidst the impact of COVID-19 Pandemic, it has registered a growth in total business from Nu 29,850.20 Million in 2020 to Nu.30,322.35 Million, showing a growth of 1.58%, comprising of Nu 16,494.50 Million as Deposits and Nu. 13,827.85 Million as advances.

Net Profit:

In 2021, the Bank earned total income of Nu 663.81 million against total expenditure of Nu 437.05 million. The Net profit of the bank for the year stood at Nu.226.75 million (as per BAS).

Capital & Reserve:

In order to strengthen bank's capital funds, Nu. 56.17 Mn may be transferred to General Reserves, Nu. 6.35 Mn for Foreign Exchange Fluctuation Reserve and the rest to Bank's Retained Earnings. This would improve the bank's capital fund to Nu. 2,113.94 million as compared to Nu.1,867.15 million as on 31.12.2021.

Board of Directors:

As on 31st December 2021, there were seven directors on the Board of the Bank, comprising the Chairman, the CEO, two PNB nominee directors, one public shareholder director and two Independent Directors.

The Board met four times during the year complying with the requirements of the Companies Act of Bhutan, 2016 and RMA Prudential Regulations. The quorums of these meetings were duly maintained. The statutory records/documents have been duly maintained by the Bank as per the requirement of the Companies Act of Bhutan, 2016.

Corporate Governance:

The bank is committed to best practices in Corporate Governance by adhering to high standard of transparency, accountability, ethical business practices, operational efficiencies and social responsiveness for maximizing interest of all the shareholders.

As a listed company, Bank is complying with various regulatory requirements. Bank has complied with the guidelines of the Royal Monetary Authority of Bhutan and the Royal Security Exchange of Bhutan on the matters relating to corporate governance, which has been examined by the Statutory Auditors.

Statutory Compliance:

The bank has complied with all regulatory norms in respect of classification of assets; provisioning on loans as per the quality, exposure limits to single largest borrower & ten largest borrowers; Cash Reserve Ratio (CRR) and Statutory Liquidity Ratio (SLR) and other guidelines of RMA at all times.

Business expansion:

The Bank has launched New MBS app (Druk Pay) in the month of April 2021, with added/attractive features which will further add value and popularity to the already existing products.

We are also in the process of opening a branch office in Olakha, Thimphu.

The IT product- Point of Sales (POS) which was launched on 21st May 2019, installed 185 POS machines in 2020 and 298 POS machines installed as on 31.12.2021 which is a 61.08% increase in growth. The number would have been much more, had there been no impact by the COVID – 19 pandemic.

Staff training and welfare:

The training availed during the year 2021

Sl.No	Training	No. of employee who attended the training
1	workshop on sexual harassment at work place	1
2	CRST	20
3	Internal auditing	1
4	Customer Service Excellence	1
5	Risk Management	1
6	Syndicated and consortium lending	2
7	AML/CFT UAT Training	43
	Total	69

Statutory Auditors:

M/s. Raj Kumar Kothari & Company, Chartered Accountants firm, Kolkata have audited the bank's books of accounts for the year ended 31st December 2021.

Acknowledgement:

The Board expresses its sincere gratitude to the Royal Government of Bhutan, the Royal Monetary Authority of Bhutan, the Royal Securities Exchange of Bhutan and other regulators for their valuable guidance and support. The Board also would like to thank all the financial institutions in Bhutan and correspondent banks in India & other third countries for their cooperation and patronage. The Board acknowledges the gratifying confidence of the customers and shareholders and wishes to place on record its appreciation for the dedicated services and contribution made by the employees of the bank towards its growth and achievement during the year.



(Aum Sangay OM)
Chair

For and on behalf of the Board of Directors.





Druk PNB Bank Ltd.

...your partner in growth!

CEO's Report:

I, on behalf of the Board and the Management of Druk PNB Bank Limited would like to take this opportunity to place before you the financial highlights of this bank for the year ended 31st December 2021.

The total business of the bank stood at Nu.30,322.35 Mn during the year ended 2021 as against Nu. 29,850.20 Mn during 2020. Despite the huge impact of COVID-19 pandemic, your bank registered a growth of 1.58% and also been able to achieve other business target set by the Bank's Board on various fronts. The total deposit and advance of the bank stood at Nu. 16,494.50 and 13,827.85 million showing a growth of -6.54% and 12.72% respectively over previous year. Our net profit has increased from Nu. 54.45 Million in 2020 to Nu. 226.75 Million in 2021

Bank's high level of Customer Service ably backed by efficient technical support provided by the parent Bank- Punjab National Bank, which is a leading Public Sector Bank in India, has made remittances to India very fast and reliable, making lives of Bhutanese people, easier and hassle free. We are providing fast and efficient online remittance service facilities to the business as well as the ordinary people who are doing business with Indian and overseas business partner. The online remittance facilities are being done within the same day to enable our customers, a smooth flow of their business transactions. Prompt SWIFT services are provided to overseas business remittances as well. Our ATM, Master Cards are globally accepted and have helped many Bhutanese students studying in various third countries in different fields in meeting their living expenses and pay their tuition fees.

Further, TPM was introduced in 2021 to encourage branches to garner low cost deposits and improve deposit base which proved to be very effective. Despite various restrictions imposed on account of the pandemic, the bank with its rigorous marketing efforts have been able to achieve 17.97% growth in CASA accounts opened in 2021 over 2020. The TPM rates are further revised for 2022 to further facilitate mobilisation of low cost deposits.

Financial Aspect

Some of the key parameters from which the performance of your Bank can be gauged are as under:

(Nu. In Million)

Particulars	31.12.2020	31.12.2021	Variance
Total Business	29,850.20	30,322.35	1.58%
Total Deposits	17,569.41	16,494.50	-6.12%
Total Advances	12,280.79	13,827.85	12.60%
Net Profit	54.45	226.75	316.44%
Capital Funds	1,867.14	2,113.94	13.22%
Customers Base	106,612.00	108,258.00	1.54%

COVID 19 Pandemic Our Bank's Performance Review 2021

The year 2021 has been a challenging year for everyone due to the COVID-19 pandemic and its mitigation efforts, resulting in unprecedented hardships and sacrifices for all sections of our community. Guided by the wisdom of His Majesty The Druk Gyalpo, RMA and the financial service providers also joined the Nation in preventing widespread economic disruptions in an inclusive manner. The exit strategy post June 2022 is summarized as under:

Implementation of Monetary Policy Measures

In order to effectively address challenges related to the COVID-19 pandemic and to avoid adverse surprises post June 2022, we are required to design Exit Strategy around the themes as below:

1. The strategy should address various aspects related to exit approaches post June 2022 from three perspectives: Individual level, Sector level and National level. Accordingly, Management Committee in its meeting dated 01.02.2022 has approved Policy on Exit approaches on Loans and Advances, Post June 2022 addressing challenges related to Covid-19 pandemic from three perspective Individual level, Sector level and National level.
2. Continue the Risk assessment exercise to assess resilience with particular focus on credit risk related to specific individuals and draw necessary strategy for recovery or any other interventions. Risk Rating Model has been approved by the Board in its 52nd meeting dated 29.12.2021, which takes care of Risk assessment with respect to credit risk.
3. The way forward approaches, among others, should also cover the following:

- **Leadership:** Approach to strengthening and enhancing the governance structure of the institutions. We are identifying such staff, promoting & posting them at appropriate levels for enhancing their leadership skills.
- **Competency and Talent Management:** Strategy to promote competency and talent and build human resource capacity within the institution. Management Committee in its meeting dated 01.02.2022 has approved Annual Training Plan for improved working practices in the bank.
- **Technology:** Strategy to leverage on digital technology and ensure that appropriate technology and adequate resources are in place to address data integrity and business continuity of the institutions. Bank is collaborating with various vendors of international presence like Mastercard, Infosys, M/s Maximus is leveraging the digital technology with projects like contactless debit card, ACS, secured and enhance Mobile banking app etc and is committed to data integrity and business continuity. While Bank is in the process of getting international certification of PCI-DSS, it has always ensured that all vendors on-boarded by DPNBL (MBS and ATM SWITCH) were already certified with PCI-DSS and PA-DSS of international standards. Bank always thrives for data integrity and business continuity with various integrations at CBS level and mobile app and ATM level. The bank is focusing on the digital driven customer service, leveraging the latest technological advancements to reach the masses. With the ongoing digital projects, a bank is committed to uninterrupted service to customers. Safety, security and service are the prime motto of the bank and can only be achieved with the help of digital progress.

There were two nationwide lock downs during this period and DPNBL was able to deliver uninterrupted service to our customers.

Service Delivery Channel

The Bank continues to serve the country through its eight branches in Thimphu, Phuentsholing, Wangdue, Gelephu, Paro, Dangdung-Trongsa, Samtse and Bumthang as the prospective customers are mainly concentrated in these areas.

The IT product- Point of Sales (POS) which was launched on 21st May 2019, has installed 185 POS machines in 2020 and 298 POS machines as on 31.12.2021 which is a 61.08% increase in growth.

Tashi Delek.



(Sumesh Kumar)
Chief Executive Officer





Raj Kumar Kothari & Co.
Chartered Accountants

32, Ezra Street, 4th Floor
Suite # 403, Kolkata - 700 001
Ph. : 2235-0677, 2234-1478
Website : www.rkkco.com
E-mail: rkothari@ca.rkkco.com
ca.rkothari@gmail.com

To Independent Auditor's Report on the Financial Statements for year ended 31 December 2021

To,
The Shareholders of the Druk PNB Bank Limited
Thimphu
Bhutan.

1. Opinion

We have audited the financials statements of Druk PNB Bank Limited ('the Company'), which comprises the Statement of Financial Position as at 31 Dec. 2021, and the Statement of Comprehensive Income, Statement of Cash Flows and the Statement of Changes in Equity for the year then ended, and notes to the financial statements, including a summary of significant accounting policies.

In our opinion the accompanying financial statements present fairly, in all material respects, the financial position of the Company as at 31 Dec. 2021, and its financial performance and cash flows for the year then ended in accordance with Bhutanese Accounting Standards (BAS).

2. Basis for Opinion

We conducted our audit in accordance with the International Standards on Auditing (ISAs).

Our responsibilities under those standards are further described in the Auditor's Responsibilities for the Audit of the Financial Statements section of this report. We are independent of the Company in accordance with the ethical requirements that are relevant to our audit of the financial statements in Bhutan and we have fulfilled our ethical requirements in accordance with these requirements. We believe that the audit evidence we have obtained is sufficient and appropriate to provide a reasonable basis for our audit opinion.

3. Key Audit Matters

Key audit matters are those that pertains to following accounting standards which are not complied with and in our professional judgment having significant impact on the financial statements as a whole, and in forming our opinion thereon, and we do not



provide a separate opinion on these matters. We have determined the matter described below to be the key audit matters to be communicated in our report.

The spread of COVID-19 Pandemic has greatly impacted the regular business operations of the bank during the year. The border gates were closed and only the controlled economic activities of essential nature were carried out. The management has considered various internal and external sources of information up to date of approval of its annual financial statements by the Board of Directors in determining the impact of pandemic on the various elements of financial statements. The management has used the principles of prudence in applying judgments, estimates & assumptions and based on the current estimates expects to fully recover the carrying amount of various non-current & current assets and the Management is also optimistic on payment of various non-current & current liabilities.

Further considering the uncertainties involved, the eventual outcome of the impact of the pandemic may be different from those estimated as on the date of approval of the annual financial statements. The company will continue to closely monitor any material changes in future economic conditions.

4. Responsibilities of Management and Those Charged with Governance for the Financial Statements

The Management is responsible for the preparation and fair presentation of the financial statements in accordance with BAS and for such internal control as management determines is necessary to enable the preparation of financial statements that are free from material misstatement, whether due to fraud or error.

In preparing these financial statements, management is responsible for assessing the Company's ability to continue as a going concern, disclosing, as applicable, matters related to going concern and using the going concern basis of accounting unless management either intends to liquidate the Company or to cease operations, or has no realistic alternative but to do so.

Those charged with governance are responsible for overseeing the Company's financial reporting process.



5. Auditor's Responsibilities for the Audit of the Financial Statements

Our objectives are to obtain reasonable assurance about whether the financial statements as a whole are free from material misstatement, whether due to fraud or error, and to issue an audit report that includes our opinion. Reasonable assurance is a high level of assurance but is not a guarantee that an audit conducted in accordance with ISAs will always detect a material misstatement when it exists. Misstatements can arise from

fraud or error and are considered material if, individually or in the aggregate they could reasonably be expected to influence the economic decisions of users taken on the basis of these financial statements.

As part of audit in accordance with ISAs, we have exercised professional judgment and maintained professional skepticism throughout the audit. Our additional responsibilities are:

- i. To identify and assess the risks of material misstatement of the financial statements, whether due to fraud or error, to design and perform audit procedures responsive to those risks, and to obtain audit evidence that is sufficient and appropriate to provide a basis for our opinion. The risk of not detecting a material misstatement resulting from fraud is higher than for one resulting from error, as fraud may involve collusion, forgery, intentional omission, misrepresentations, or the override of internal control;
- ii. To obtain an understanding of internal control relevant to the audit in order to design audit procedures that are appropriate in the circumstances, but not for the purpose of expressing an opinion on the effectiveness of the entity's internal control;
- iii. To evaluate the appropriateness of accounting policies used and the reasonableness of accounting estimates and related disclosures made by management;
- iv. To conclude on the appropriateness of management's use of the going concern basis of accounting and, based on the audit evidence obtained, whether a material uncertainty exists related to events or conditions that may cast significant doubt on the entity's ability to continue as a going concern. If we conclude that a material uncertainty exists, we are required to draw attention in our auditor's report to the related disclosures in the financial statements or, if such disclosures are inadequate, to modify our opinion. Our conclusions are based on the audit evidence obtained up to the date of our auditor's report. However, future events or conditions may cause the Company to cease to continue as a going concern; and
- v. To evaluate the overall presentation, structure and content of the financial statements, including the disclosures, and whether the financial statements represent the underlying transactions and events in a manner that achieves fair presentation.

We communicate with the management, among others, the planned scope and timing of the audit and significant audit findings, including any significant deficiencies in internal control that we identify during the audit.

We also provide those charged with governance with a statement that we have complied with relevant ethical requirements regarding independence, and to communicate with them all relationships and other matters that may reasonably be thought to bear on our independence, and where applicable, related safeguards.



From the matters communicated with those charged with governance, we determine those matters that were of most significance in the audit of the financial statements of the current period and are therefore the key audit matters. We describe these matters in our auditor's report unless law or regulation precludes public disclosure about the matter or when, in extremely rare circumstances, we determine that a matter should not be communicated in our report because the adverse consequences of doing so would reasonably be expected to outweigh the public interest benefits of such communication.

6. Report on Other Legal and Regulatory Requirements

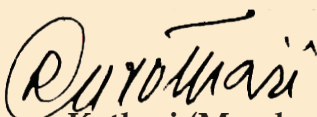
As required by Section 266 of the Companies Act of Bhutan 2016, we enclose the Minimum Audit Examination and Reporting Requirements as *Appendix I* with statements on the matters specified therein to the extent applicable.

Further, as required under Section 265 of the Companies Act of Bhutan 2016, we report that:

- i. We have obtained all the information and explanations to the best of our knowledge and belief were necessary for the purpose of the audit;
- ii. In our opinion, proper books of accounts have been kept by the Company insofar as it appears from our examination of those books;
- iii. The Statement of Financial Position, Statement of Comprehensive Income, Statement of Cash Flows, and Statement of Changes in Equity dealt with in this Report have been prepared in accordance with BAS ; and
- iv. Based on the information, explanations and management representations received during the course of our audit, the Company has complied with other legal and regulatory requirements.

In our opinion and to the best of our information and according to the explanations given to us, the aforesaid financial statements provide the information in the manner so required and give a true and fair view in conformity with the BAS, and provisions of the Companies Act of Bhutan, 2016.

For, Raj Kumar Kothari & Co.
Chartered Accountants (FR No. 320166E)



Raj Kumar Kothari (Membership No. 055208)
PARTNER

Date:

Place: Thimphu, Bhutan



MINIMUM AUDIT EXAMINATION AND REPORTING REQUIREMENTS

Appendix I

As required by the minimum audit examination and reporting requirements under clause 266 of the Companies Act of Bhutan 2016, and on the basis of such checks as we considered appropriate and according to the information and explanation given to us, we further report that:

1. The Bank has maintained proper records of the property, plant & equipment in the assets register to show full particulars including quantitative details and situation of the assets. As explained to us, the property, plant & equipment have been physically verified by the management during the year in a phased/ periodical manner which in our opinion is reasonable having regard to the size of Bank and nature of its assets. As informed, no material discrepancies were noted in the physical verification.
2. None of the property, plant & equipment has been revalued during the year.
3. The Bank has not taken any loan secured or unsecured from Companies under the same management terms of which are prejudicial to the interest of the Company.
4. The Bank has not granted any loan, secured or unsecured to other companies, firms or other parties and / or to companies under the same management terms of which are prejudicial to the interest of the Company.
5. No excessive / frequent advances are generally granted and accumulation of large advances against particular individual is generally avoided.
6. The loans / advances granted to officers / staffs are in keeping with the provision of Service Rules and no excessive / frequent advances are granted and accumulation of large advances against particular individual is avoided.
7. In our opinion and according to the information and explanation given to us the Bank has established adequate system of internal controls to ensure completeness, accuracy and reliability of accounting records, carrying out the business in an orderly and efficient manner, to safeguard the assets of the Bank as well as to ensure adherence to the rules, regulations and systems and procedures.
8. Fund based / Non-fund based facilities were provided to the Directors or any other parties related to the Directors or with company or firms in which the Directors are directly or indirectly interested under similar terms and conditions as are applied with other parties. Such transactions have been adequately disclosed in the financial statements. Such terms and conditions are not prejudicial to the interest of shareholders and other Directors of the Bank.



9. In our opinion, the transactions of purchase and sales of goods and services made in pursuance of contracts or arrangements entered into with the directors or their relatives, companies or firms in which the directors are directly or indirectly interested have been made at prices, at which the transactions for similar goods or services have been made with other parties. Such transactions have been adequately disclosed in the financial statements. Such terms and conditions are not prejudicial to the interest of shareholders and other Directors of the Bank.
10. According to the records, the Bank is regular in depositing rates and taxes, duties, provident funds and other statutory dues with the appropriate authority.
11. There are no undisputed amounts payable in respect of rates, taxes, duties, provident fund and other statutory dues outstanding at the year-end.
12. No personal expenses of employees or directors have been charged to the Bank accounts other than that payable under contractual obligations or in accordance with generally accepted business practice.
13. In our opinion and on the basis of information and explanation given to us, the management of liquid resources, particularly cash / bank and short term deposits etc is reasonably adequate and excessive amounts are not lying idle in non-interest-bearing accounts.
14. In our opinion and on the basis of available records and information, the activities carried out by the Bank are lawful and intravires to the Articles of the Incorporation of the Bank.
15. In our opinion and according to the information and explanations given to us, other than the remunerations to the Chief Executive Officer, and sitting fees to other Directors, no other payments in cash or in kind, has been paid to them or any of their relatives, in the nature of remuneration or commission. The remunerations and sitting fees paid to the Chief Executive Officer, and the Directors, are disclosed in the Financial Statement.
16. The Bank has established an effective budgetary control system
17. As represented to us, the directives of the Boards have been complied with.
18. So far as we have been represented and our knowledge is concerned, the officials of the Bank have not transmitted any price sensitive information which is not made public, unauthorized to their relatives / friends / associates or close persons which would directly or indirectly benefit themselves.
19. The Bank has maintained the adequate documents and records where it has granted loans and advances for which agreements have been drawn up and timely entries have been made therein.
20. The Bank has not dealt or traded in shares, securities and other investment during the year.



21. The Bank has adequate records for funds collected from depositors and for interest payments.
22. The Bank has complied with the requirements of Financial Service Act of Bhutan, 2011 and any other applicable laws, rules and regulations and guidelines issued by the appropriate Authorities.
23. The requirements of RMA Prudential Regulations, 2016 relating to provisioning for the non-performing assets including loans and advances have been complied with.
24. Recognition of interest income in respect of non-performing assets has been complied with.
25. The assets hypothecated against loans and advances have been physically verified, properly valued, mortgage deed executed and ensured that the assets are free of any prior lien or charges.
26. Proper analysis is carried out before re-phasing / rescheduling of loans.
27. There is a system to ensure that additional loans are not granted to those who have defaulted payments of previous advances.

Computerized Accounting Environment

1. The Organizational and system development controls and other internal controls are adequate relative to size and nature of computer installations.
2. There are adequate safeguard measures and backup facilities exist in relation to computer facilities.
3. The backup facilities and disaster recovery measures include keeping files in different locations.
4. The operational controls have been established with the implementation of the CBS to ensure correctness and validity of input data and output information.
5. The measures to prevent unauthorized access over the computer installation and files are adequate.
6. As informed, wherever there is data migration during change over to new system, it is managed effectively to ensure completeness and integrity of data as well as smooth operation of the system.



General

1. Going Concern

Based on the net asset position reflected by the statement of financial position as at 31 December, 2021 and audited by us in accordance with the Bhutan Accounting and Auditing Standard of Bhutan and on the basis of such other tests as we considered necessary in this regard alongside with the forecast by the management, the company cannot be judged as sick business entity.

2. Ratio Analysis

Financial and Operational Ratio Analysis for 2021 and 2020 in respect of the company is annexed.

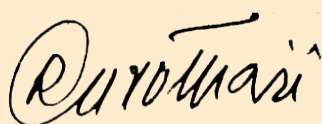
3. Compliance with the Companies Act of Bhutan

The Company has complied with the applicable laws, rules & regulations, systems, procedures & practices as per the requirements of the Companies Act of Bhutan, 2016.

4. Adherence to Laws, Rules and Regulations

The audit of the company is governed by the Companies Act of Bhutan, 2016 and the scope of audit is limited to examination and review of the Financial Statement as produced to us by the management. In the course of the audit we have considered the compliance of provisions of the said Companies Act, its Articles of Incorporation and applicable BAS, and also the Corporate Governance Guidelines.

For, Raj Kumar Kothari & Co.
Chartered Accountants (FR No. 320166E)



Raj Kumar Kothari (Membership No. 055208)
PARTNER

Date:

Place: Thimphu, Bhutan



Financial Ratios	2021	2020
Current Ratio	1.39	1.43
Core Capital	10.48%	11.59%
Capital Adequacy Ratio	13.59%	13.96%
Statutory Liquidity Requirement	25.07%	33.10%
Credit Deposit Ratio	81.05%	69.98%
Gross NPL Ratio	4.66%	5.45%
Net NPL Ratio	0.16%	0.90%
Interest Expense to Deposit Ratio	4.88%	4.20%
Interest Income to Loan Ratio	9.91%	9.01%
Deposit Growth	-6.54%	22.68%
Advance Growth	12.72%	12.52%
Increased in Provision percentage	3.01%	39.81%
Increase/(Decreased) Forex income	-24.69%	-79.55%
Return on Equity	10.73%	3.17%
Return on assets	0.98%	0.29%
Earning per shares (Nu.)	2.70	0.70
Net Profit Ratio	15.50%	4.94%



Statement of financial position as at 31st December, 2021

All figures in Nu.

Particulars	Note no	As at 31st December, 2021	As at 31st December, 2020
Assets			
Cash and cash equivalents	13	542,396,817.17	1,846,374,132.29
Cash & Balances with Central Bank	13	3,895,667,270.14	5,579,320,128.42
Derivative assets held for risk management		-	-
Loans and advances to banks		-	-
Loans and advances to customers	14	13,292,329,036.62	11,792,086,151.45
Investment securities	15	1,676,437,644.18	545,715,327.11
Current tax assets	16	54,383,878.15	47,221,109.40
Property, Plant and equipment	4	50,710,080.15	61,743,890.07
Intangible assets	4A	2,826,250.00	-
Deferred tax assets	3	11,574,897.78	6,607,086.76
Other assets	17	3,622,801,512.71	411,811,688.85
Total assets		23,149,127,386.89	20,290,879,514.35
Liabilities			
Trading liabilities		-	-
Derivative liabilities held for risk management		-	-
Deposits from banks	18	94,240,660.41	98,229,363.12
Deposits from customers	19	16,400,260,474.61	17,548,634,953.45
Debt securities in issue	20	231,849,264.99	209,373,768.46
Subordinated liabilities		-	-
Provisions	21	101,367,873.84	59,078,434.32
Deferred tax liabilities	3	1,046,513.01	-
Other liabilities	22	4,206,421,703.19	508,416,971.59
Total liabilities		21,035,186,490.05	18,423,733,490.94
Equity			
Share capital	23	840,002,022.00	840,002,022.00
Share premium	24	153,150,800.00	153,150,800.00
Reserves			



Statutory reserves	24	551,632,688.79	495,467,405.18
Retained earnings	24	488,103,556.53	325,957,154.29
Other comprehensive income	24	4,275,033.54	2,182,007.53
Assets Pending Foreclosure Reserve	24	20,040,713.00	-
Foreign fluctuation reserve	24	56,736,082.99	50,386,634.41
Total equity		2,113,940,896.85	1,867,146,023.41
Total liabilities and equity		23,149,127,386.89	20,290,879,514.35

Significant accounting policies 1

The accompanying notes form an integral part of the Financial Statements -

Signed in terms of our attached report of even date

For Raj Kumar Kothari & Co.

Chartered Accountants
Firm Registration Number: 320166E

Raj Kumar Kothari

Raj Kumar Kothari
Partner

Membership No: 055208

Place: Thimphu, Bhutan

Date:

For and on behalf of the Board of Directors

Sumesh Kumar
Sumesh Kumar
(Chief Executive
Officer)

Strenja
(Director)

Aum Sangay Om
Aum Sangay Om
(Chairperson)



Druk PNB Bank Ltd.

Statement of profit or loss and other comprehensive income
For the year ended 31st December, 2021

All figures in Nu.

Particulars	Note no	For the year ended 31st December, 2021	For the year ended 31st December, 2020
Interest income calculated using the effective interest method	5	1,317,547,558.01	1,106,362,066.49
Other interest income	5	-	-
Interest expense	6	(800,099,114.83)	(736,371,995.88)
Net interest income		517,448,443.18	369,990,070.61
Fee and commission income	7	118,710,283.24	92,357,836.08
Fee and commission expense	8	(720,018.00)	(51,550.00)
Net fee and commission income		117,990,265.24	92,306,286.08
Net trading income		25,397,794.31	-
Net income from other financial instruments at FVTPL		-	-
Net loss arising from derecognition of financial assets measured at amortised cost		-	-
Other income	9	883,186.00	627,004.00
Total revenue		661,719,688.73	462,923,360.69
Impairment losses on financial instruments	10	66,844,073.75	139,153,857.96
Personnel expenses	11	101,107,593.25	112,066,299.01
Depreciation and amortisation	4	17,684,212.00	15,671,291.63
Other expenses	12	175,489,117.49	123,741,934.12
Total expense		361,124,996.49	390,633,382.72
Profit before tax		300,594,692.24	72,289,977.97
Income tax expense	3	(75,933,557.82)	(17,840,185.40)
Profit for the period		224,661,134.43	54,449,792.57
Other comprehensive income			
(i) Items that will not be reclassified to profit and loss			
-Remeasurement of defined benefit liability (asset)		2,459,553.00	6,487,592.00
-Equity investments at FVOCI - net change in fair value		679,986.02	(166,983.78)
-Related tax		(1,046,513.01)	(1,580,152.05)
Total (i)		2,093,026.01	4,740,456.16
(ii) Items that will be reclassified to profit and loss			
-Debt investments at FVOCI - net change in fair value		-	-
-Related tax		-	-
Total (ii)		-	-
Other comprehensive income for net of tax		2,093,026.01	4,740,456.16
Total comprehensive income		226,754,160.44	59,190,248.73
Earning per Equity Share of Nu. 10 each			
Basic & Diluted EPS	25	2.70	0.70



For Raj Kumar Kothari & Co.
Chartered Accountants
Firm Registration Number: 320166E

Raj Kumar Kothari

Raj Kumar Kothari

Partner

Membership No: 055208

Place: Thimphu, Bhutan

Date:

For and on behalf of the Board of Directors

Sumesh Kumar

Sumesh Kumar
(Chief Executive
Officer)

Strenj

(Director)


Aun Sangay Om
Aun Sangay Om
(Chairperson)



Druk PNB Bank Ltd.
Cash flow statement for the year ended 31st December, 2021

All figures in Nu.

A. Cash flow from operating activities:	For the year ended 31st December, 2021	For the year ended 31st December, 2020
Profit / (Loss) before tax	300,594,692.24	72,289,977.97
Add: Adjustment for Non-cash and non-operating items		
Depreciation and amortisation	17,684,212.00	15,671,291.63
Impairment losses on financial instruments	66,844,073.75	139,153,857.96
Interest expense on subordinated liabilities	-	9,000,000.00
Unrealised foreign exchange (gain)/loss	-	596,725.75
Interest income on deposits	-	(89,352,497.55)
Remeasurement as per IFRS adjustments in OCI	2,093,026.01	-
Interest expense recognised on fixed deposits as per EIR method	1,158,101.59	-
Operating profit before working capital changes	388,374,105.59	147,359,355.76
Adjustments for movement in:		
(Increase)/ Decrease in current tax assets		
(Increase)/ decrease in other assets	(3,280,300,282.82)	(287,637,236.79)
(Increase)/ decrease in current tax assets	(7,162,768.75)	-
Increase/(decrease) in deposits from banks	65,321,756.07	-
Increase/(decrease) in deposits from customers	(1,149,532,580.42)	3,244,200,510.20
Increase/(decrease) in provisions	42,289,439.52	-
(Increase)/decrease in deferred tax assets	(4,967,811.02)	-
Increase/(decrease) in deferred tax liabilities	1,046,513.01	-
Increase/(decrease) in other liabilities	3,698,004,731.60	129,362,374.54
Cash flow from operating activities before taxes	(1,793,973,142.96)	1,866,421,641.92
Income tax (paid) / refund (Net)	(75,933,557.82)	(19,402,478.92)
Net cash flow from operating activities (A)	(1,869,906,700.78)	1,847,019,163.00
B. Cash flow from investing activities:		
Purchase of Property plant & equipment	(6,151,652.08)	(1,162,215.02)
Purchase of Intangible asset	(3,325,000.00)	-
Proceeds from sale/discard of property and equipment		5,702,642.82



(Investment)/proceeds from investment securities	(1,130,722,317.07)	43,553,612.55
Interest income- on investment	-	89,352,497.55
Net cash used in investing activities (B)	(1,140,198,969.15)	137,446,537.90
Principal portion of the lease liabilities paid		
Proceeds / (repayment) of borrowings/ debt securities	22,475,496.53	(55,713,047.19)
Interest expense on subordinated liabilities	-	(9,000,000.00)
Net cash flow from/(used in) financing activities (C)	22,475,496.53	(64,713,047.19)
Net increase/ (decrease) in cash and cash equivalents (A+B+C)	(2,987,630,173.40)	1,919,752,653.71
Cash and cash equivalents at the beginning of the year	7,425,694,260.71	5,505,941,607.00
Cash and cash equivalents at the end of the year	4,438,064,087.31	7,425,694,260.71
Cash and cash equivalents at the end of the year	4,438,064,087.31	7,425,694,260.71

For Raj Kumar Kothari & Co.
Chartered Accountants
Firm Registration Number: 320166E

Raj Kumar Kothari

Raj Kumar Kothari Partner
Membership No: 055208
Place: Thimphu, Bhutan
Date:

For and on behalf of the Board of Directors

Sumesh Kumar
Sumesh Kumar
(Chief Executive
Officer)

Strenj
(Director)

Aum Sangay Om
Aum Sangay Om
(Chairperson)



Druk PNB Bank Ltd.
Notes forming part of Financial Statements

Note-32. Financial instruments by category

For amortised cost instruments, carrying value represents the best estimate of fair value.

Particulars	31st December, 2021			31st December, 2020		
	FVTPL	FVOCI	Amortised cost	FVTPL	FVOCI	Amortised cost
Financial assets						
Cash and cash equivalents	-	-	542,396,817.17	-	-	1,846,374,132.29
Cash & Balances with Central Bank	-	-	3,895,667,270.14	-	-	5,579,320,128.42
Loans and advances to customers	-	-	13,292,329,036.62	-	-	11,792,086,151.45
Investment securities	-	16,298,585.06	1,660,139,059.12	-	15,391,937.04	530,323,390.07
Other assets	-	-	23,642,068.02	-	-	22,086,206.00
Total financial assets	-	16,298,585.06	19,414,174,251.07	-	15,391,937.04	
Financial liabilities						
Deposits from banks	-	-	94,240,660.41	-	-	98,229,363.12
Deposits from customers	-	-	16,400,260,474.61	-	-	17,548,634,953.45
Debt securities in issue	-	-	231,849,264.99	-	-	209,373,768.46
Other liabilities	-	-	4,206,421,703.19	-	-	508,416,971.59
Total financial liabilities	-	-	20,932,772,103.21	-	-	18,364,655,056.62

Note-33. Fair value heirarchy

Particulars	31st December, 2021			Level 1	31st December, 2020	
	Level 1	Level 2	Level 3		Level 2	Level 3
Financial assets						
Investment securities measured at FVOCI – equity instruments	-	16,298,585.06	-	-	15,391,937.04	-
Total financial assets	-	16,298,585.06	-	-	15,391,937.04	-
Financial liabilities						
Financial liabilities	-	-	-	-	-	-
Total financial liabilities	-	-	-	-	-	-



Level 1 : Level 1 hierarchy includes financial instruments measured using quoted prices. This includes listed equity instruments, mutual funds that have quoted price. The fair value of all equity instruments which are traded in the stock exchanges is valued using the closing price as at the reporting period. The mutual funds are valued using the closing NAV.

Level 2 : The fair value of financial instruments that are not traded in an active market is determined using valuation techniques which maximise the use of observable market data and rely as little as possible on entity specific estimates. If all significant inputs required to fair value an instrument are observable, the instrument is included in Level 2.

Level 3 : If one or more of the significant inputs is not based on observable market data, the instrument is included in level 3. This is the case for unlisted equity securities, contingent consideration and indemnification asset included in level 3.

Note-34. Financial risk management objectives and policies

The Company is exposed to various financial risks. These risks are categorized into market risk, credit risk and liquidity risk. The Company's risk management is coordinated by the Board of Directors and focuses on securing long term and short term cash flows. The Company does not engage in trading of financial assets for speculative purposes.

(A) Market risk

Market risk is the risk that the fair value or future cash flows of a financial instruments will fluctuate because of changes in market prices. Market risk comprises two types of risk: interest rate risk and currency rate risk. Financial instruments affected by market risk include loans and borrowings, payables, receivables and other market changes that affect market risk sensitive instruments.

(i) Interest rate risk

Interest rate risk is the risk that the fair value or future cash flows of a financial instrument will fluctuate because of changes in market interest rates.

(ii) Foreign currency risk

Foreign currency risk is the risk that the fair value or future cash flows of a financial instrument will fluctuate because of changes in foreign exchange rates.



(B) Credit risk

Credit risk is the risk that the counterparty will not meet its obligations under a financial instrument or customer contracts leading to financial loss. The company are exposed to credit risk from its operating activities (primarily advancing loans). The maximum exposure to credit risk is equal to the carrying value of the financial assets.

The amount and type of collateral required depends on an assessment of the credit risk of the counter party. Guidelines are in place covering the acceptability and valuation of each type of collateral. The main types of collateral obtained are as follows:

i) For commercial lending: charges over real estate properties, inventory and trade receivables

ii) For retail lending: mortgages over residential properties

Management monitors the market value of collateral and will request additional collateral in accordance with the underlying agreement. It is the Bank's policy to dispose of repossessed properties in an orderly manner. The proceeds are used to reduce or repay the outstanding claim. In general, the Bank does not occupy repossessed properties for business use.

(C) Liquidity risk

Liquidity risk is the risk that the Company will not be able to meet its financial obligations as they become due. The Company manages its liquidity risk by ensuring, as far as possible, that it will always have sufficient liquidity to meet its liabilities when due.

Capital management

For the purpose of the Company's capital management, capital includes issued equity capital and all other equity reserves attributable to the equity holders. The primary objective of the Company's capital management is to maximize the shareholder value and to ensure the Company's ability to continue as a going concern.

The Company has not distributed any dividend to its shareholders in current year. The Company manages the capital structure and makes adjustments to it in the light of changes in economic conditions and the risk characteristics of the underlying assets. No changes were made in the objectives, policies or processes for managing capital during the years ended 31 December 2021.

Previous year figures have been regrouped/rearranged to conform to current year's classification.



For Raj Kumar Kothari &
Co.
Chartered Accountants
Firm Registration Number:
320166E

Raj Kumar Kothari

Partner
Membership No: 055208
Place: Thimphu, Bhutan
Date:

Sumesh Kumar
Sumesh Kumar
(Chief Executive Officer)

Aum Sangay Om

Aum Sangay Om
(Chairperson)

For and on behalf of the Board of
Directors

Stenja
(Director)



Druk PNB Bank Ltd.

Statement of changes in equity for the year ended 31st December 2021

Attributable to owners of the Bank

#REF!	Share Capital	Share Premium	Statutory Reserve	Retained Earnings	Foreign Fluctuation Reserve	Assets Pending Foreclosure Reserve	Other Comprehensive Income/(loss)	Total Equity
Balance at 1 January 2021	840,002,022	153,150,800	495,467,405	325,957,154	50,386,634	-	2,182,008	1,867,146,023
Total comprehensive income	-	-	-	224,661,134	-	-	-	224,661,134
Issue of share capital	-	-	-	-	-	-	-	-
Share-based payments	-	-	-	-	-	-	-	-
Dividends paid	-	-	-	-	-	-	-	-
Transfer from the Provision	-	-	-	-	-	20,040,713.00	-	20,040,713
Transfer from Other Comprehensive income	-	-	-	-	-	-	2,093,026	2,093,026
Transfer to Foreign Fluctuation Reserve	-	-	-	(6,349,449)	6,349,449	-	-	-
Transfer to General Reserve	-	-	56,165,284	(56,165,284)	-	-	-	-
Balance at 31 December 2021	840,002,022	153,150,800	551,632,689	488,103,557	56,736,083	20,040,713.00	4,275,034	2,113,940,897
Balance at 1 January 2020	700,000,000	153,150,800	634,108,182	305,717,697	17,537,544	-	(2,558,449)	1,807,955,775
Total comprehensive income	-	-	-	54,449,793	-	-	-	54,449,793
Issue of share capital	140,002,022	-	(140,002,022)	-	-	-	-	-
Share-based payments	-	-	-	-	-	-	-	-
Dividends paid of 2019	-	-	-	-	-	-	-	-
Transfer from Other Comprehensive income	-	-	-	-	-	-	-	-
Transfer to Foreign Fluctuation Reserve	-	-	-	(32,849,090)	32,849,090	-	4,740,456	4,740,456
Transfer to General Reserve	-	-	1,361,245	(1,361,245)	-	-	-	-
Transfer from General Provision(Loan)	-	-	-	-	-	-	-	-
Prior Period Adjustments	-	-	-	-	-	-	-	-



Balance at 31 December 2020 840,002,022 495,467,405 325,957,154 50,386,634 - 2,182,008 1,867,146,023

For Raj Kumar Kothari & Co.
Chartered Accountants
Firm Registration Number: 320166E

Raj Kumar Kothari

Raj Kumar Kothari
Partner

Membership No: 055208

Place: Thimphu, Bhutan

Date:

For and on behalf of the Board of Directors

[Signature]

Sumesh Kumar
(Chief Executive Officer)

[Signature]

(Director)

[Signature]

Aum-Sangay Om
(Chairperson)



NOTES TO FINANCIAL STATEMENTS FOR THE YEAR ENDED 31.12.2021

1. CORPORATE INFORMATION

Druk PNB Bank Limited (the Bank) provides Commercial Banking services in various parts of the Kingdom of Bhutan. It is a Licensed Commercial Bank under the Financial Institutions' Act of Bhutan 2011. Druk PNB Bank Limited is a joint venture bank with 51% shareholding by Punjab National Bank, India. It is incorporated and domiciled in the Kingdom of Bhutan. Its registered office is at P.O. Box 502, Head Office, Norzin Lam, Thimphu, Bhutan.

The financial statements for the year ended 31 December 2021 were authorized for issue in accordance with a Resolution of the Board of Directors on held in Thimphu, Bhutan.

i. BASIS OF PREPARATION

The financial statements have been prepared on a historical cost basis, except for available-for sale investments and Land & Buildings. The financial statements are presented in Bhutan Ngultrum rounded (Nu.)

ii. Statement of compliance

The financial statements of the Bank have been prepared in accordance with Bhutanese Accounting Standards (BAS).

iii. Presentation of financial statements

The Bank presents its statement of financial position in order of liquidity. Financial assets and financial liabilities are offset and the net amount reported in the statement of financial position only when there is a legally enforceable right to offset the recognised amounts and there is an intention to settle on a net basis, or to realize the assets and settle the liability simultaneously. Income and expenses are not offset in the income statement unless required or permitted by any accounting standard or interpretation, and as specifically disclosed in the accounting policies of the Bank.

iv. Basis of Financial Statements

The financial statements comprise of financial statements of the Bank for the year ended 31 December 2021, which was authorized for issue by at the Resolution of the Board of Directors held in Thimphu, Bhutan.



2. SIGNIFICANT ACCOUNTING JUDGEMENTS, ESTIMATES AND ASSUMPTIONS

The preparation of the Bank's financial statements requires management to make judgements, estimates and assumptions that affect the reported amount of revenues, expenses, assets and liabilities, and the accompanying disclosures, as well as the disclosure of contingent liabilities. Uncertainty about these assumptions and estimates could result in outcomes that require a material adjustment to the carrying amount of assets or liabilities affected in future periods.

i. Judgments

In the process of applying the Bank's accounting policies, management has made the following judgements, which have the most significant effect on the amounts recognized in the financial statements:

ii. Estimates and assumptions

The key assumptions concerning the future and other key sources of estimation uncertainty at the reporting date, that have a significant risk of causing a material adjustment to the carrying amounts of assets and liabilities within the next financial year, are described below. The Bank based its assumptions and estimates on parameters available when the financial statements were prepared. Existing circumstances and assumptions about future developments, however, may change due to market changes or circumstances beyond the control of the Bank. Such changes are reflected in the assumptions when they occur.

iii. Going concern

The Bank's management has made an assessment of its ability to continue as a going concern and is satisfied that it has the resources to continue in business for the foreseeable future. Furthermore, management is not aware of any material uncertainties that may cast significant doubt upon the Bank's ability to continue as a going concern. Therefore, the financial statements continue to be prepared on the going concern basis.

iv. Fair value of financial instruments

Where the fair values of financial assets and financial liabilities recorded on the statement of financial position cannot be derived from active markets, they are determined using a variety of valuation techniques that include the use of mathematical models. The inputs to these models are derived from observable market data where possible, but if this is not available, judgement is required to establish fair values. The judgements include considerations of liquidity and model inputs such as volatility for discount rates, income earning potential and etc.



For the purpose of valuing the quoted equity, Bank used the Dividend Growth Model and in certain circumstances, the growth was anticipated to be in line with the GDP growth/Business sector of the economy.

v. Impairment losses on loans and advances

The Bank reviews its individually significant loans and advances at each statement-of-financial position date to assess whether an impairment loss should be recorded in the income statement. In particular, management's judgement is required in the estimation of the amount and timing of future cash flows when determining the impairment loss. These estimates are based on assumptions about a number of factors and actual results may differ, resulting in future changes to the allowance.

Loans and advances that have been assessed individually (and found not to be impaired) are assessed together with all individually insignificant loans and advances in Banks of assets with similar risk characteristics. This is to determine whether provision should be made due to incurred loss events for which there is objective evidence, but the effects of which are not yet evident. The collective assessment takes account of data from the loan portfolio (such as levels of arrears, loan type, etc.) and judgement on the effect of economic and market conditions.

vi. Impairment of available-for-sale investments

The Bank reviews its equity securities classified as available-for-sale investments at each reporting date to assess whether they are impaired. This requires similar judgement as applied to the individual assessment of loans and advances.

The Bank also records impairment charges on available-for-sale equity investments when there has been a significant or prolonged decline in the fair value below their cost. The determination of what is 'significant' or 'prolonged' requires judgement. In making this judgement, the Bank evaluates, among other factors, historical share price movements and duration and extent to which the fair value of an investment is less than its cost.

2.1. Analysis of Financial Instruments by Measurement Basis

Financial instruments are measured on an ongoing basis either at fair value or at amortised cost. The summary of Significant Accounting Policies describes how each category of financial instruments is measured and how income and expenses, including fair value gains and losses, are recognized.

2.2. FIRST-TIME ADOPTION OF BAS PHASE III

The Bank has prepared financial statements which comply with BAS applicable for period ending 31 December 2021 making comparisons between local GAAP and BAS.



2.3. SUMMARY OF SIGNIFICANT ACCOUNTING POLICIES

i. Foreign currency translation

The financial statements are presented in Bhutan Ngultrum (Nu) which is the functional currency of the Bank.

ii. Transactions and balances

Transactions in foreign currencies are initially recorded at the spot rate of exchange ruling at the date of the transaction.

Monetary assets and liabilities denominated in foreign currencies are retranslated at the spot rate of exchange at the reporting date. All differences arising on non-trading activities are taken to other operating income in the income statement.

Non-monetary items that are measured in terms of historical cost in a foreign currency are translated using the spot exchange rates as at the date of recognition. Non-monetary items measured at fair value in a foreign currency are translated using the spot exchange rates at the date when the fair value was determined.

iii. Fair value of Financial Instruments

The following is a description of how fair values are determined for financial instruments that are recorded at fair value using valuation techniques. These incorporate the Bank's estimate of assumptions that a market participant would make when valuing the instruments. Financial Investments available for sale financial assets (primarily consist of quoted equities and Government debt securities) are valued using valuation techniques or pricing models. These assets are valued using models that use observable data.

Trading assets and other assets measured at fair value are the Government debt securities and quoted equities. Government debt securities and quoted equities the Bank uses quoted market prices in the active market as at the reporting date.

iv. Financial instruments-initial recognition and subsequent measurement

a. Date of recognition

All financial assets and liabilities are initially recognised on the trade date, i.e., the date that the Bank becomes a party to the contractual provisions of the instrument. This includes regular way trades: purchases or sales of financial assets that require delivery of assets within the time frame generally established by regulation or convention in the market place i.e Refundable Deposits/Staff Loans.



b. Initial measurement of financial instruments

The classification of financial instruments at initial recognition depends on their purpose and characteristics and the management's intention in acquiring them. All financial instruments are measured initially at their fair value plus transaction costs, except in the case of financial assets and financial liabilities recorded at fair value through profit or loss.

c. Financial assets or financial liabilities held for trading

Currently the Bank does not have any Financial Assets classified as held for trading.

d. Financial assets and financial liabilities designated at fair value through profit or loss

Financial assets and financial liabilities classified in this category are those that have been designated by management upon initial recognition. Management may only designate an instrument at fair value through profit or loss upon initial recognition when the following criteria are met, and designation is determined on an instrument-by-instrument basis.

Financial assets and financial liabilities at fair value through profit or loss are recorded in the statement of financial position at fair value. Changes in fair value are recorded in Net gain or loss on financial assets and liabilities designated at fair value through profit or loss. Interest earned or incurred is accrued in Interest income or Interest expense, respectively, using the effective interest rate (EIR), while dividend income is recorded in other operating income when the right to the payment has been established.

Currently the Bank does not have any Financial Instruments designated as Fair Value through Profit or Loss.

e. 'Day 1' profit or loss

When the transaction price differs from the fair value of other observable current market transactions in the same instrument, or based on a valuation technique whose variables include only data from observable markets, the Bank immediately recognizes the difference between the transaction price and fair value (a Day 1 profit or loss) in Net trading income. In cases where fair value is determined using data which is not observable, the difference between the transaction price and model value is only recognised in the income statement when the inputs become observable, or when the instrument is derecognised.



f. Available-for-sale financial investments

Available-for-sale investments include equity securities. Equity investments classified as available-for sale are those which are neither classified as held for trading nor designated at fair value through profit or loss.

After initial measurement, available-for-sale financial investments are subsequently measured at fair value. Unrealised gains and losses are recognised directly in equity (Other comprehensive income) in the Available-for sale reserve. When the investment is disposed of, the cumulative gain or loss previously recognised in equity is recognised in the income statement in other operating income. Where the Bank holds more than one investment in the same security, they are deemed to be disposed of on a first-in first-out basis. Dividends earned whilst holding available-for-sale financial investments are recognised in the income statement as other operating income when the right of the payment has been established. The losses arising from impairment of such investments are recognised in the income statement in 'Impairment losses on financial investments' and removed from the Available for-sale reserve. Currently, Druk PNB Bank Limited has no financial investments available-for-sale.

g. Held-to-maturity financial investments

Held-to-maturity financial investments are non-derivative financial assets with fixed or determinable payments and fixed maturities, which the Bank has the intention and ability to hold to maturity. After initial measurement, held to maturity financial investments are subsequently measured at amortised cost using the Effective Interest Rate (EIR) less impairment. Amortised cost is calculated by taking into account any discount or premium on acquisition and fees that are an integral part of the Effective Interest Rate (EIR). The amortisation is included in Interest and similar income in the income statement. The losses arising from impairment of such investments are recognised in the income statement line Credit loss expense.

If the Bank were to sell or reclassify more than an insignificant amount of held to maturity investments before maturity (other than in certain specific circumstances), the entire category would be tainted and would have to be reclassified as available-for-sale. Furthermore, the Bank would be prohibited from classifying any financial asset as held to maturity during the following two years.

h. Due from banks and loans and advances to customers

Due from banks and Loans and advances to customers include non-derivative financial assets with fixed or determinable payments that are not quoted in an active market, other than:

- Those that the Bank intends to sell immediately or in the near term and those that the Bank, upon initial recognition, designates as at fair value through profit or loss



- Those that the Bank, upon initial recognition, designates as available-for-sale
- Those for which the Bank may not recover substantially all of its initial investment, other than because of credit deterioration.

After initial measurement, amounts due from banks and Loans and advances to customers are subsequently measured at amortised cost using the Effective Interest Rate (EIR), less allowance for impairment. Amortised cost is calculated by taking into account any discount or premium on acquisition and fees and costs that are an integral part of the Effective Interest Rate (EIR). The amortisation is included in Interest and similar income in the income statement. The losses arising from impairment are recognised in the income statement in Credit loss expense.

i. Debt issued and other borrowed funds

Financial instruments issued by the Bank that are not designated at fair value through profit or loss, are classified as liabilities under Debt issued and other borrowed funds, where the substance of the contractual arrangement results in the Bank having an obligation either to deliver cash or another financial asset to the holder, or to satisfy the obligation other than by the exchange of a fixed amount of cash or another financial asset for a fixed number of own equity shares.

After initial measurement, debt issued and other borrowings are subsequently measured at amortised cost using the Effective Interest Rate (EIR). Amortised cost is calculated by taking into account any discount or premium on the issue and costs that are an integral part of the Effective Interest Rate (EIR).

j. Reclassification of financial assets

The Bank is permitted to reclassify, in certain circumstances, non-derivative financial assets out of the held-for-trading category and into the available-for-sale, loans and receivables, or held-to maturity categories. From this date, it was also permitted to reclassify, in certain circumstances, financial instruments out of the available-for-sale category and into the loans and receivables category.

Reclassifications are recorded at fair value at the date of reclassification, which becomes the new amortized cost.

2.4. De-recognition of financial assets and financial liabilities

i. Financial asset

A financial asset (or, where applicable a part of a financial asset or part of a Bank of similar financial assets) is derecognised when:

The rights to receive cash flows from the asset have expired



The Bank has transferred its rights to receive cash flows from the asset or has assumed an obligation to pay the received cash flows in full without material delay to a third party under a 'pass-through' arrangement; and either:

- The Bank has transferred substantially all the risks and rewards of the asset.
- The Bank has neither transferred nor retained substantially all the risks and rewards of the asset, but has transferred control of the asset

When the Bank has transferred its rights to receive cash flows from an asset or has entered into a pass-through arrangement, and has neither transferred nor retained substantially all of the risks and rewards of the asset nor transferred control of the asset, the asset is recognised to the extent of the Bank's continuing involvement in the asset. In that case, the Bank also recognizes an associated liability. The transferred asset and the associated liability are measured on a basis that reflects the rights and obligations that the Bank has retained.

Continuing involvement that takes the form of a guarantee over the transferred asset is measured at the lower of the original carrying amount of the asset and the maximum amount of consideration that the Bank could be required to repay. The difference between the carrying value of the original financial Asset and the consideration received is recognised in profit or loss.

(ii) Financial liabilities

A financial liability is derecognised when the obligation under the liability is discharged or cancelled or expires. Where an existing financial liability is replaced by another from the same lender on substantially different terms, or the terms of an existing liability are substantially modified, such an exchange or modification is treated as a de-recognition of the original liability and the recognition of a new liability. The difference between the carrying value of the original financial liability and the consideration paid is recognised in profit or loss.

2.5.Determination of fair value

The fair value for financial instruments traded in active markets at the reporting date is based on their quoted market price or dealer price quotations (bid price for long positions and ask price for short positions), without any deduction for transaction costs.

For all other financial instruments not traded in an active market, the fair value is determined by using the dividend growth model (i.e. quoted equity in Royal Security Exchange of Bhutan).



An Active Market is defined as a market in which transactions for the asset or liability take place with sufficient frequency and volume to provide pricing information on an ongoing basis.

2.6. Impairment of financial assets

The Bank assesses at each reporting date, whether there is any objective evidence that a financial asset or a Bank of financial assets is impaired. A financial asset or a Bank of financial assets is deemed to be impaired if, and only if, there is objective evidence of impairment as a result of one or more events that have occurred after the initial recognition of the asset (an incurred loss event) and that loss event (or events) has an impact on the estimated future cash flows of the financial asset or the Bank of financial assets that can be reliably estimated.

Evidence of impairment may include: indications that the borrower or a Bank of borrowers is experiencing significant financial difficulty; the probability that they will enter bankruptcy or other financial reorganisation; default or delinquency in interest or principal payments; and where observable data indicates that there is a measurable decrease in the estimated future cash flows, such as changes in arrears or economic conditions that correlate with defaults.

(i) Financial assets carried at amortised cost

For financial assets carried at amortised cost (such as amounts due from banks and loans and advances to customers), the Bank first assesses individually whether objective evidence of impairment exists for financial assets that are individually significant, or collectively for financial assets that are not individually significant. If the Bank determines that no objective evidence of impairment exists for an individually assessed financial asset, it includes the asset in a Bank of financial assets with similar credit risk characteristics and collectively assesses them for impairment. Assets that are individually assessed for impairment and for which an impairment loss is, or continues to be, recognised are not included in a collective assessment of impairment.

If there is objective evidence that an impairment loss has been incurred, the amount of the loss is measured as the difference between the assets' carrying amount and the present value of estimated future cash flows (excluding future expected credit losses that have not yet been incurred). The carrying amount of the asset is reduced through the use of an allowance account and the amount of the loss is recognised in the income statement.

The interest income is recorded as part of Interest and similar income.



Loans together with the associated allowance are written off when there is no realistic prospect of future recovery and all collateral has been realised or has been transferred to the Bank. If, in a subsequent year, the amount of the estimated impairment loss increases

or decreases because of an event occurring after the impairment was recognised, the previously recognised impairment loss is increased or reduced by adjusting the allowance account. If a future write-off is later recovered, the recovery is credited to the 'Credit loss expense'.

The present value of the estimated future cash flows is discounted at the financial asset's original Effective Interest Rate (EIR). If the Bank has reclassified trading assets to loans and advances, the discount rate for measuring any impairment loss is the new Effective Interest Rate (EIR) determined at the reclassification date. The calculation of the present value of the estimated future cash flows of a collateralised financial asset reflects the cash flows that may result from foreclosure less costs for obtaining and selling the collateral, whether or not foreclosure is probable.

Future cash flows on a Bank of financial assets that are collectively evaluated for impairment are estimated on the basis of historical loss experience for assets with credit risk characteristics similar to those in the Bank.

Historical loss experience is adjusted on the basis of current observable data to reflect the effects of current conditions on which the historical loss experience is based and to remove the effects of conditions in the historical period that do not exist currently.

(ii) Available-for-sale financial investments

For available-for-sale financial investments, the Bank assesses at each reporting date whether there is objective evidence that an investment is impaired.

In the case of equity investments classified as available-for-sale, objective evidence would also include a 'significant' or 'prolonged' decline in the fair value of the investment below its cost. Where there is evidence of impairment, the cumulative loss measured as the difference between the acquisition cost and the current fair value, less any impairment loss on that investment previously recognised in the income statement – is removed from equity and recognised in the income statement. Impairment losses on equity investments are not reversed through the income statement; increases in the fair value after impairment are recognised in other comprehensive income.

(iii) Renegotiated loans

Where possible, the Bank seeks to restructure loans rather than to take possession of collateral. This may involve extending the payment arrangements and the agreement of new loan conditions. Once the terms have been renegotiated, any impairment is measured using the original Effective Interest Rate (EIR) as calculated before the modification of terms and the loan is no longer considered past due. Management continually reviews renegotiated loans to ensure that all criteria are met and that future payments are likely to occur. The loans continue to be subject to an individual or



collective impairment assessment, calculated using the loan's original Effective Interest Rate (EIR).

(iv) Collateral valuation

The Bank seeks to use collateral, where possible, to mitigate its risks on financial assets. The fair value of collateral is generally assessed, at a minimum, at inception and as appropriate.

To the extent possible, the Bank uses active market data for valuing financial assets, held as collateral. Other financial assets which do not have a readily determinable market value are valued using models.

(v) Collateral repossessed

The Bank's policy is to auction all repossessed collateral provided.

2.7. Offsetting financial instruments

Financial assets and financial liabilities are offset and the net amount reported in the Statement of financial position if, and only if, there is a currently enforceable legal right to offset the recognised amounts and there is an intention to settle on a net basis, or to realise the asset and settle the liability simultaneously. This is not generally the case with master netting agreements, therefore, the related assets and liabilities are presented gross in the Statement of financial position.

2.8. Leasing

The determination of whether an arrangement is a lease, or contains a lease, is based on the substance of the arrangement and requires an assessment of whether the fulfilment of the arrangement is dependent on the use of a specific asset or assets and the arrangement conveys a right to use the asset.

Bank as a lessee Leases that do not transfer to the Bank substantially all the risks and benefits incidental to ownership of the leased items are operating leases. Operating lease payments are recognised as an expense in the income statement on a straight-line basis over the lease term. Contingent rental payable is recognised as an expense in the period in which they are incurred.

As per the lease agreement, one of the clauses mentioned that the rent may be increased every after two years in accordance with the Tenancy Act of Bhutan. However, the non-cancellable period/notification of vacation period is one year as per the agreement. Hence, the rent escalation and subsequent straight-lining of rental expense doesn't arise



2.9. Recognition of income and expenses

Revenue is recognised to the extent that it is probable that the economic benefits will flow to the Bank and the revenue can be reliably measured. The following specific recognition criteria must also be met before revenue is recognised.

i. Interest and similar income and expense

Interest income on loans and advances is recognized on accrual basis except for nonperforming loans and advances, in respect of which the interest income, as per the guidelines issued by the Royal Monetary Authority of Bhutan is deferred and shown under the head “Interest Suspense Account” in the liabilities, and is taken to the Other Comprehensive Income on actual realization only.

For all financial instruments measured at amortised cost, interest bearing financial assets classified as available for- sale and financial instruments designated at fair value through profit or loss, interest income or expense is recorded using the Effective Interest Rate (EIR). Effective Interest Rate (EIR) is the rate that exactly discounts estimated future cash payments or receipts through the expected life or a shorter period, where appropriate, to the net carrying amount of the financial asset or financial liability. The calculation takes into account all contractual terms of the financial instrument (for example, prepayment options) and includes any fees or incremental costs that are directly attributable to the instrument and are an integral part of the EIR, but not future credit losses.

ii. Fee and commission income

The Bank earns fee and commission income from a diverse range of services it provides to its customers.

Fee income can be divided into the following two categories:



a. Fee income earned from services that are provided over a certain period of time

Fees earned for the provision of services over a period of time are accrued over that period. These fees include commission income and asset management, custody and other management and advisory fees.

b. Fee income from providing transaction services

Fees arising from negotiating or participating in the negotiation of a transaction for a third party, such as the arrangement of the acquisition of shares or other securities or the purchase or sale of businesses, are recognised on completion of

the underlying transaction. Fees or components of fees that are linked to a certain performance are recognised after fulfilling the corresponding criteria.

iii. Dividend income

Revenue is recognised when the Bank's right to receive the payment is established, which is generally when the shareholders approve the dividend.

iv. Net trading income

Results arising from trading activities include all gains and losses from changes in fair value and related interest income or expense and dividends for financial assets and financial liabilities held for trading.

2.10. Cash and cash equivalents

Cash and cash equivalents as referred to in the cash flow statement comprises cash on hand, non-restricted current accounts with central banks and amounts due from banks on demand or with an original maturity of three months or less.

2.11. Property and equipment

Property, plant and equipment are tangible items that are held for use in the production or supply of goods or services, for rental to others or for administrative purposes and are expected to be used during more than one period. The Bank applies the requirements of BAS 16 (Property, Plant and Equipment) in accounting for these assets.

The Bank applies the cost model to the entire class of freehold land and buildings. The cost of an item of property, plant and equipment is recognized as an asset if, and only if, it is probable that future economic benefits associated with the item will flow to the Company and the cost can be measured reliably.

Property, plant and equipment are initially recognized at cost. The cost of an item of property, plant and equipment comprises: (a) its purchase price, including import duties and non-refundable purchase taxes, after deducting trade discounts and rebates. (b) any costs directly attributable to bringing the asset to the location and condition necessary for it to be capable of operating in the manner intended by management. (c) the initial estimate of the costs of dismantling and removing the item and restoring the site on which it is located, the obligation for which an entity incurs either when the item is acquired or as a consequence of having used the item during a particular period for purposes other than to produce inventories during that period.



Examples of directly attributable costs are: (a) costs of employee benefits (as defined in BAS 19 Employee Benefits) arising directly from the construction or acquisition of the item of property, plant and equipment; (b) costs of site preparation; (c) initial delivery and handling costs; (d) installation and assembly costs; (e) costs of testing whether the asset is functioning properly, after deducting the net proceeds from selling any items produced while bringing the asset to that location and condition (such as samples produced when testing equipment); and (f) professional fees.

Subsequent to initial recognition, property, plant and equipment are stated at cost less accumulated depreciation and accumulated impairment losses, if any. Subsequent expenditures relating to property, plant and equipment is capitalized only when it is probable that future economic benefits associated with these will flow to the Company and the cost of the item can be measured reliably. Currently, the bank do not have high value assets which require revaluation at the end of reporting period that would have significant impact in the financial statements. Hence, revaluation of assets are not carried out at the end of the reporting period.

Subsequent costs are included in the asset's carrying amount or recognized as a separate asset, as appropriate, only when it is probable that future economic benefits associated with the item will flow to the Company and the cost of the item can be measured reliably. The carrying amount of the replaced part is derecognized. All other repairs and maintenance are charged to the Statement of Comprehensive Income during the financial period in which they are incurred.

Depreciation on property, plant and equipment is computed using the straight line method over the estimated useful lives. Freehold land is not depreciated as it has an unlimited useful life whereas leasehold land is depreciated on a straight line method over the primary term of the lease.

The Company has based on evaluation performed by the technical Department, established the estimated range of useful lives of assets for depreciating its property, plant and equipment as follows:

<u>Asset Type</u>	<u>Useful Life</u>
Buildings (Capitalized expenses)	5 Years
Machinery & Electrical Fittings	6.5 Years
Steel Items	20 Years
Wooden Articles	10 Years
Machinery & Electrical Goods	6.5 Years
Vehicle	6.5 Years
Computer Equipment	6.5 Years
Miscellaneous items	6.5 Years



Property and equipment is derecognised on disposal or when no future economic benefits are expected from its use. Any gain or loss arising on de-recognition of the asset (calculated as the difference between the net disposal proceeds and the carrying amount of the asset) is recognised in other operating income in the income statement in the year the asset is derecognized.

2.12. Impairment of non-financial assets

The Bank assesses at each reporting date whether there is an indication that an asset may be impaired. If any indication exists, or when annual impairment testing for an asset is required, the Bank estimates the asset's recoverable amount. An asset's recoverable amount is the higher of an asset's or CGU's fair value less costs to sell and its value in use. Where the carrying amount of an asset or CGU exceeds its recoverable amount, the asset is considered impaired and is written down to its recoverable amount.

2.13. Contingent Liabilities

In the ordinary course of business, the Bank gives financial guarantees, consisting of letters of credit, guarantees and acceptances. Financial guarantees are initially recognised in the financial statements (within 'other liabilities') at fair value, being the premium received. Subsequent to initial recognition, the Bank's liability under each guarantee is measured at the higher of the amount initially recognised less cumulative amortisation recognised in the income statement, and the best estimate of expenditure required to settle any financial obligation arising as a result of the guarantee.

Any increase in the liability relating to financial guarantees is recorded in the income statement in Credit loss expense. The premium received is recognised in the income statement in Net fees and commission income on a straight line basis over the life of the guarantee.

During the year the bank has issued a financial guarantees amounting to Nu. 3.48 billion as presented below:

Letter of Credit	26,34,91,130.00
Other Guarantees	3,21,91,31,518.29
	3,48,26,22,648.29



2.14. Provisions

Provisions are recognised when the Bank has a present obligation (legal or constructive) as a result of a past event, and it is probable that an outflow of resources embodying economic benefits will be required to settle the obligation and a reliable estimate can be made of the amount of the obligation. The expense relating to any provision is presented in the income statement net of any reimbursement.

2.15. Employee Benefits

The Bank measures the present value of the Pension obligation, which is a defined benefit plan using the Projected Unit Credit method (PUC) as required by BAS 19 Employee Benefits (in line with IFRS).

A valuation has been carried out at every year to ascertain the full liability under the Fund.

Recognition of Gains and Losses: The gains and losses occur when the actual plan experience differs from the assumed. The Bank recognizes the total gains and losses that arise in calculating the Bank's obligation in respect of the plan in Other Comprehensive Income during the period in which it occurs.

2.16. Dividends on ordinary shares

Dividends on ordinary shares are recognised as a liability and deducted from equity when they are approved by the Bank's shareholders. Dividends for the year that are approved after the reporting date are disclosed as an event after the reporting date.

2.17. Earnings Per share

The Bank presents basic and diluted EPS data for its ordinary shares. Basic EPS is calculated by dividing the profit or loss that is attributable to ordinary shareholders of the Bank by the weighted-average number of ordinary shares outstanding during the period. Diluted EPS is determined by adjusting the profit or loss that is attributable to ordinary shareholders and the weighted average number of ordinary shares outstanding for the effects of all dilutive potential ordinary shares.



2.18. Operating Segment

An Operating Segment is a component of the Bank that engages in business activities from which it may earn revenues and incur expenses, whose operating results are regularly reviewed by the Chief Operating decision maker to make decisions about resources to be allocated to the segment and assess its performance and for which discrete financial information is available. Operating segments have been identified based on the information available with the bank and are reported separately.

The segment is based on the type of clients to whom the bank provides services, viz., corporate and retail segments. The corporate segment includes such as government corporations, public corporations, commercial banks, non-bank financial institutes and private limited companies. Whereas retail segment includes unincorporated business and individuals.

All the loans & advances and deposits are categorized under these two segments based on the loan and deposit facilities as presented below:

Segment Reporting for the year ended 31st December,2021

Assets & Liabilities	2021			2020		
	Retail Segment	Corporate Segment	Total	Retail Segment	Corporate Segment	Total
Assets						
Loans and advances to customers						
OD/Cash Credit/ Demand Loan	3,685,387,731.82	1,443,394,100.02	5,128,781,831.84	3,170,622,081.41	1,348,262,326.09	4,518,884,407.50
Term Loan	6,810,673,602.86	1,888,390,218.43	8,699,063,821.29	5,730,724,615.06	2,031,190,384.84	7,761,914,999.90
Financial Investments	-	305,000,000.00	305,000,000.00	-	305,000,000.00	305,000,000.00
Total Assets	10,496,061,334.68	3,636,784,318.45	14,132,845,653.13	8,901,346,696.47	3,684,452,710.93	12,585,799,407.40
	74.27%	25.73%		70.73%	29.27%	
Liabilities						
Due to customers						
Current Deposits	1,363,765,158.01	640,518,932.19	2,004,284,090.20	4,015,840,378.21	332,851,482.89	4,348,691,861.10
Savings Bank Deposits	4,867,910,007.83	-	4,867,910,007.83	4,194,943,674.61	-	4,194,943,674.61
Fixed Deposits	4,167,713,725.00	5,278,717,695.00	9,446,431,420.00	2,645,163,949.86	6,259,273,465.00	8,904,437,414.86
Recurring Deposits	175,875,617.00	-	175,875,617.00	198,791,366.00	-	198,791,366.00
Total Liabilities	10,575,264,507.84	5,919,236,627.19	16,494,501,135.03	11,054,739,368.68	6,592,124,947.89	17,646,864,316.57
	64.11%	35.89%		62.64%	37.36%	
Income & Expenses						
Income						
Interest and similar income	978,504,988.99	339,042,569.02	1,317,547,558.01	782,478,093.51	323,883,972.98	1,106,362,066.49
Fees and commission income	88,162,741.21	30,547,542.03	118,710,283.24	65,320,371.53	27,037,461.65	92,357,833.18
Miscellaneous Income	655,917.05	227,268.95	883,186.00	443,450.58	183,553.42	627,004.00
Total Income	1,067,323,647.26	369,817,379.99	1,437,141,027.25	848,241,915.62	351,104,988.05	1,199,346,903.67
Expenses						
Interest and similar expense	512,974,578.77	287,124,536.06	800,099,114.83	461,294,445.68	275,077,550.20	736,371,995.88
Fees and commission expense	461,631.47	258,386.53	720,018.00	32,293.09	19,256.91	51,550.00
Total Expense	513,436,210.24	287,382,922.59	800,819,132.83	461,326,738.77	275,096,807.11	736,423,545.88

2.19. Standards issued but not yet effective



The standards and interpretations that are issued, but not yet effective, up to the date of issuance of the Bank's financial statements are disclosed below. The Bank intends to adopt these standards, if applicable, when they become effective.

2.20. BFRS 9 Financial Instruments

BFRS 9, as issued by the Accounting & Auditing Standards Board of Bhutan (AASBB) applies to classification and measurement of financial assets and financial liabilities as defined in BAS 39. As notified by Ministry of Economic Affairs, the “expected credit loss model” of IFRS 9 shall remain out of the scope of BFRS 9 and the companies shall comply with “incurred loss model” of BAS 39 for impairment, until the new set of standards are issued by AASBB.

2.21. Retirement benefit plans

A defined benefit plan defines, an amount of benefit that an employee is entitled to receive on (a) retirement/resignation or (b) on superannuation or (c) on death or disablement due to accident or disease as per the terms and conditions specified in the service rule of the bank. The benefit is dependent on factors such as age, number of years served and last drawn basic pay.

As required under BAS 19, valuation of scheme benefits is done using projected Unit Credit Method. Under this method, only benefits accrued till the date of valuation (i.e. based on service till date of valuation) is to be considered for valuation. Present value of Defined Benefit Obligation is calculated by projecting future salaries, exits due to death, resignation and other decrements (if any) and benefit payments made during each year till the time of retirement of each active member, using assumed rates of salary escalation, mortality and employee turnover rates. The expected benefit payments are then discounted back from the expected future date of payment to the date of valuation using the assumed discount rate.

BAS 19 also requires that “Service Cost” be calculated separately in respect of the benefit accrued during the current period. Service Cost is calculated using the same method as described above.

The retirement benefit asset is recorded as separate line item in Statement of Financial Position.

1. Discount rate

BAS 19 highlights that the rate used to discount post-employment benefit obligations shall be determined by reference to market yields as the end of the reporting period on high quality corporate bonds. In countries where there is no deep market in such bonds, the market yields on government bonds shall be used. In this valuation the discount rate of 9.5 % is being used.



2. Salary increment rate

The increment rate has been calculated based on the data given and the rate was arrived at 11%.

3. Employee turnover rate

The employee turnover rate was calculated as follows:

The Staff turnover factor can be computed as follows:

$\frac{\text{Number of employees whose service is terminated during the year}}{\text{Average number of staff employed by the entity}} = t$
--

The turnover rate is being arrived at 6% based on the data given.

(I) Defined Contribution Plans

The Company makes contributions towards social security schemes to a defined contribution retirement benefit plan for qualifying employees. Under the plan, the Company is required to contribute a specified percentage of payroll cost to the retirement benefit plan to fund the benefits.

The Company recognised Nu. 3,186,693.36 (31 December 2020: Nu 2,936,368.36) for social security contributions in the Statement of Profit and Loss.

The contributions payable to these plans by the Company are at rates specified in the rules of the schemes.

(II) Defined Benefit Plan:

The Company makes contributions to the following defined benefit plan along with its brief summary:

(a) Gratuity Plan (Unfunded): The scheme provides for payment on retirement/resignation/death while in service with vesting period of 5 years of service.

(b) Earned Leave: The scheme provides for payment on retirement/resignation/death while in service with no vesting period of service having maximum benefit of 90 days per employee.

(c) Travel Allowance: The scheme provides for payment on retirement/resignation/death while in service with vesting period of 15 years of service for resignation and no vesting period for others.

The most recent actuarial valuation of plan assets and the present value of the defined benefit obligation were carried out as at 31 December 2021. The present value of the defined benefit obligations and the related current service cost and past service cost, were measured using the Projected Unit Credit Method.



(A) Movement in net defined benefit (asset) / liability**(a) Gratuity Plan (Unfunded)**

Particulars	31st December, 2021	31st December, 2020
Opening Balance	16,667,011.00	18,597,151.00
<u>Included in statement of profit and loss</u>		
Current Service Cost	2,091,743.00	2,711,203.00
Past Service Cost	-	-
Interest Cost	1,362,907.00	1,766,729.00
	3,454,650.00	4,477,932.00
<u>Included in Other Comprehensive Income</u>		
Actuarial (gain) or losses due to experience adjustment	(1,645,450.00)	(4,063,162.00)
Actuarial (gain) or losses due to change in financial assumptions	-	-
Actuarial (gain) or losses due to change in demographic assumptions	19,800.00	-
	(1,625,650.00)	(4,063,162.00)
<u>Others</u>		
Benefits paid by the plan	-	-
Benefits paid by the employer	(2,320,620.00)	(2,344,910.00)
	(2,320,620.00)	(2,344,910.00)
Closing Balance	16,175,391.00	16,667,011.00
Current portion	2,376,134.00	2,448,352.04
Non-current portion	13,799,257.00	14,218,658.96
Total	16,175,391.00	16,667,011.00

(b) Earned Leave

Particulars	31st December, 2021	31st December, 2020
Opening Balance	948,050.00	2,661,307.00
<u>Included in statement of profit and loss</u>		
Current Service Cost	2,590,514.00	4,575,295.00
Past Service Cost	-	-
Interest Cost	(276,719.00)	252,824.00
Actuarial (gain) or losses due to experience adjustment	4,136,626.00	(1,678,072.00)
Actuarial (gain) or losses due to change in financial assumptions	-	-
Actuarial (gain) or losses due to change in demographic assumptions	971.00	-
	6,451,392.00	3,150,047.00
<u>Others</u>		
Benefits paid by the plan	-	-
Benefits paid by the employer	(3,860,878.00)	(4,863,304.00)
	(3,860,878.00)	(4,863,304.00)



Closing Balance	3,538,564.00	948,050.00
Current portion	412,957	110,639.20
Non-current portion	3,125,607	837,410.80
Total	3,538,564	948,050.00

(c) Transfer Allowance

Particulars	31st December, 2021	31st December, 2020
Opening Balance	2,711,203.00	474,850.00
<u>Included in statement of profit and loss</u>		
Current Service Cost	145,910.00	2,236,353.00
Past Service Cost	-	-
Interest Cost	225,442.00	45,111.00
	371,352.00	2,281,464.00
<u>Included in Other Comprehensive Income</u>		
Actuarial (gain) or losses due to experience adjustment	(1,653,944.00)	(45,111.00)
Actuarial (gain) or losses due to change in financial assumptions	-	-
Actuarial (gain) or losses due to change in demographic assumptions	190.00	-
	(1,653,754.00)	(45,111.00)
<u>Others</u>		
Benefits paid by the plan	-	-
Benefits paid by the employer	(676,251.00)	-
	(676,251.00)	-

Closing Balance	752,550.00	2,711,203.00
Current portion	203,163.00	731,932.94
Non-current portion	549,387.00	1,979,270.06
Total	752,550.00	2,711,203.00

(B) Acturial assumptions

Particulars	31st December, 2021	31st December, 2020
Discount rate	9.50%	9.50%
Salary escalation rate	11.00%	11.00%
Mortality rate	100% of IALM (2012-14)	100% of IALM (2012-14)
Employee turnover rate	6.00%	6.00%



2.22. Commitment and Contingencies

To meet the financial needs of customers in the ordinary course of business, the Bank enters into various irrevocable commitments and incurs certain contingent liabilities. These consist of financial guarantees, letters of credit and other undrawn commitments to lend. Even though these obligations may not be recognised on the Statement of Financial Position, they do contain credit risk and are therefore part of the overall risk of the Bank. Letters of credit & guarantees (including standby letters of credit) commit the Bank to make payments on behalf of customers in the event of a specific act, generally related to the import or export of goods. Guarantees and standby letters of credit carry a similar credit risk to loans. No material losses are anticipated as a result of these commitments and contingencies.

2.23. Government Grant

Government grants related to assets are recognized as per Section 24 “Government Grants” of BAS for SMEs and BAS 20 “Accounting for Government Grants and Disclosure of Government Assistance” based on the deferred income approach and recognized as income over the average useful life of the fixed assets. Deferred income is further segregated into current and non-current. Current deferred income includes the amount that will be recognized as grant income in the next twelve (12) months. Grants from Government and Non-Government agencies are recognized when there is reasonable assurance that the grant will be received and all attached conditions will be complied with.

The company has received funds from the Ministry of Finance in the form of grant towards the waiver on the interest on loans due COVID19. Similarly, the Company has also waived-off certain portion of interest on loans. The details on the above are presented below:

Month	No. of accounts	Total Interest (100%)	IPS - DGRK (50%)	By Client (50%)
Jan-21	1900	88,184,976	44,092,488	44,092,488
Feb-21	1894	80,988,144	40,494,072	40,494,072
Mar-21	1868	88,296,731	44,148,365	44,148,365
Apr-21	1847	85,886,786	42,943,393	42,943,393
May-21	1823	88,744,164	44,372,082	44,372,082
Jun-21	1804	86,149,474	43,074,737	43,074,737
Jul-21	1778	88,615,326	44,307,663	44,307,663
Aug-21	1755	88,613,256	44,306,628	44,306,628
Sep-21	1733	86,819,230	43,409,615	43,409,615
Oct-21	1709	88,163,537	44,081,769	44,081,769
Nov-21	1654	84,724,870	42,362,435	42,362,435
Dec-21	1630	88,002,142	44,001,071	44,001,071
Total		1,043,188,634	521,594,317	521,594,317



3. Income Tax

The income tax expense or credit for the period is the tax payable on the current period's taxable income based on the applicable income tax rate adjusted by changes in deferred tax assets and liabilities attributable to temporary differences and to unused tax losses.

The current income tax charge is calculated on the basis of the tax law enacted in the country where the Bank and its associates operate and generate taxable income. Management periodically evaluates positions taken in tax returns with respect to situations in which applicable tax regulation is subject to interpretation. It establishes provisions where appropriate on the basis of amounts expected to be paid to the tax authorities. Deferred income tax is provided in full, using the liability method, on temporary differences arising between the tax bases of assets and liabilities and their carrying amounts in the consolidated financial statements. Deferred income tax is determined using tax rates (and laws) that have been enacted or substantially enacted by the end of the reporting period and are expected to apply when the related deferred income tax asset is realized or the deferred income tax liability is settled.

The deferred tax liability in relation to investment property that is measured at fair value is determined assuming the property will be recovered entirely through sale. Deferred tax assets are recognized only if it is probable that future taxable amounts will be available to utilize those temporary differences and losses.

Deferred tax assets and liabilities are offset when there is a legally enforceable right to offset current tax assets and liabilities and when the deferred tax balances relate to the same taxation authority. Current tax assets and tax liabilities are offset where the entity has a legally enforceable right to offset and intends either to settle on a net basis, or to realize the asset and settle the liability simultaneously. Current and deferred tax is recognized in profit or loss, except to the extent that it relates to items recognized in other comprehensive income or directly in equity. In this case, the tax is also recognized in other comprehensive income or directly in equity as presented below:



A. Amounts recognised in profit or loss

	31st December, 2021	31st December, 2020
Current tax expense		
Current year	79,854,855.83	-
Changes in estimates related to prior years	-	-
	79,854,855.83	-
Deferred tax expense/(income)		
Creation of new deferred tax income	(4,967,811.02)	17,840,185.40
Creation of new deferred tax expense	1,046,513.01	-
	(3,921,298.01)	17,840,185.40
Total income tax expense	75,933,557.82	17,840,185.40

* There are no temporary differences between the carrying amount of an asset or liability in the balance sheet and its tax base. Therefore, earlier recognised deferred tax is written off in the current year.

B. Amounts recognised in OCI

	31st December, 2021	31st December, 2020
Remeasurements of defined benefit liability (asset)	819,851.00	1,621,898.00
Equity investments at FVOCI – net change in fair value	226,662.01	(41,745.95)
Total	1,046,513.01	1,580,152.05

C. Reconciliation of effective tax rate

	31st December, 2021	31st December, 2020
Profit before tax	300,594,692.24	72,289,977.97
Other comprehensive Income before tax	3,139,539.02	6,320,608.22
Tax using the Bank's domestic tax rate @25% (PY:25%)	75,933,557.81	19,652,646.55
Less: Other tax adjustment	-	(1,812,461.14)
Income tax expense	75,933,557.81	17,840,185.40



D. Movement in deferred tax balances	31st December, 2021	31st December, 2020
Deferred tax Liabilities:		
Opening Balance	-	-
On Net block of Property, Plant and Equipment	-	-
On Fair valuation of financial instruments	(1,046,513.01)	-
Closing Balance	(1,046,513.01)	-
Deferred tax Assets:		
Opening Balance	6,607,086.76	24,447,272.16
On Provision for employee benefits	-	-
On carried forward tax losses	-	-
On Impairment of loans	4,678,285.62	-
On Effective interest on fixed deposit	289,525.40	(17,840,185.40)
Closing Balance	11,574,897.78	6,607,086.76
Deferred Tax Asset/(liability)	10,528,384.77	6,607,086.76



4. Depreciation Schedule

Current year Description	Gross Block		Depreciation			Net Block		
	As at 1st January, 2021	Additions	Disposals/ Adjustments	As at 31st December, 2021	As at 1st January, 2021	For the year	Disposals/ Adjustments	As at 31st December, 2021
Vehicles	4,292,290.00	-	-	4,292,290.00	1,936,296.05	643,843.50	-	2,580,139.55
Machinery & Furniture fittings	729,216.43	104,918.00	-	834,134.43	683,143.18	29,763.62	-	712,906.80
Steel Items	10,596,754.72	796,999.00	-	11,393,753.72	3,666,839.12	538,666.59	-	4,205,505.71
Wooden Articles	7,948,276.56	-	-	7,948,276.56	6,760,007.62	464,851.04	-	7,224,858.66
Machinery & Electrical Goods	23,210,186.35	940,613.88	-	24,150,800.23	13,532,361.97	2,006,082.65	-	15,538,444.62
Computer Hardware	148,051,908.65	3,944,216.00	-	151,996,124.65	108,196,668.95	12,509,288.54	-	120,705,957.49
Misc Items	4,606,283.87	364,905.00	-	4,971,188.87	2,918,611.00	992,966.06	-	3,911,577.06
Total	199,434,916.58	6,151,651.88	-	205,586,568.46	137,693,927.89	17,185,462.00	-	154,879,389.89
As at 31st December, 2020	50,710,080.15							
As at 31st December, 2019	61,743,890.27							
Previous year Description	Gross Block		Depreciation			Net Block		
	As at 1st January, 2020	Additions	Disposals/ Adjustments	As at 31st December, 2020	As at 1st January, 2020	For the year	Disposals/ Adjustments	As at 31st December, 2020
Vehicles	3,686,950.00	605,340.00	-	4,292,290.00	1,292,452.55	643,843.50	-	1,936,296.05
Machinery & Furniture fittings	729,216.43	-	-	729,216.43	657,629.54	25,513.64	-	683,143.18
Steel Items	10,564,504.72	32,250.00	-	10,596,754.72	3,132,385.49	534,453.63	-	3,666,839.12
Wooden Articles	7,953,454.38	-	-	7,948,276.56	6,275,088.27	489,800.38	4,881.03	6,760,007.62
Machinery & Electrical Goods	27,264,336.35	-	-	23,210,186.35	16,324,799.20	1,261,710.77	4,054,148.00	13,532,361.97
Computer Hardware	149,577,443.65	117,780.00	1,643,315.00	148,051,908.65	97,767,330.72	12,076,333.23	1,646,995.00	108,196,668.95
Total	199,434,916.58	6,151,651.88	-	205,586,568.46	137,693,927.89	17,185,462.00	-	154,879,389.89
As at 31st December, 2019	61,743,890.27							
As at 31st December, 2018	71,586,890.27							

Misc Items	4,199,438.85	406,845.02	-	4,606,283.87	2,278,974.52	639,636.48	-	2,918,611.00	1,687,672.87	1,920,464.33
Total	203,975,344.38	1,162,215.02	5,702,642.82	199,434,916.58	127,728,660.29	15,671,291.63	5,706,024.03	137,693,927.89	61,743,890.07	76,246,684.09
Intangible assets										
Description	Gross Block			Depreciation				Net Block		
	As at 1st January, 2021	Additions	Disposals/ Adjustments	As at 31st December, 2021	As at 1st January, 2021	For the year	Disposals/ Adjustments	As at 31st December, 2021	As at 31st December, 2021	As at 31st December, 2020
Software	-	3,325,000.00	-	3,325,000.00	-	498,750.00	-	498,750.00	2,826,250.00	-
Total	-	3,325,000.00	-	3,325,000.00	-	498,750.00	-	498,750.00	2,826,250.00	-



Note-5. Interest income

Particulars	31st December, 2021	31st December, 2020
Interest on Cash Credit	48,986,528.79	45,997,449.57
Interest on Demand Loan	66,738,155.38	42,459,070.42
Interest on OD Loan	397,381,219.20	313,133,022.55
Interest on Term Loan	734,185,330.46	615,420,026.40
Interest from Deposits with Banks in Bhutan	70,256,324.18	89,352,497.55
Total	1,317,547,558.01	1,106,362,066.49
Total interest income calculated using the effective interest method	1,317,547,558.01	1,106,362,066.49
Interest income on staff loan	-	-
Total interest income	1,317,547,558.01	1,106,362,066.49

Note-6. Interest expense

Particulars	31st December, 2021	31st December, 2020
Fixed Deposit	558,037,739.50	514,601,266.09
Saving Deposit	229,010,492.33	198,659,856.92
Recurring deposit	13,050,883.00	14,110,872.87
Subordinated liabilities	-	9,000,000.00
Total interest expense	800,099,114.83	736,371,995.88

Note-7. Fee and commission income

Particulars	31st December, 2021	31st December, 2020
IDBC and IUBC	24,309.00	4,700.00
Issue/Cancellation of Drafts/Transfers	191,216.33	307,329.40
Inland Letters of Guarantee	10,514,230.71	10,937,804.00
Foreign Letters of Guarantee	61,004,917.36	29,803,304.00
Foreign Documentary Credits	7,347,438.27	4,766,992.53
Foreign Bills	104,663.80	41,216.00
Incidental Charges on Deposits	446,341.91	7,788,682.44
Service Charges/Processing Fees	841,085.00	159,410.00
Rent on Safe Deposit Vaults	165,168.00	124,500.00
ATM/Kiosks Charges	12,135,139.81	10,879,788.11
ATM inter-change fees from other banks	1,806,876.67	2,526,473.65
RTGS/NEFT/ECS	23,446,842.86	24,539,738.92
Others	82,053.52	477,897.03
Total fee and commission income	118,710,283.24	92,357,836.08



Note-8. Fee and commission expense

Particulars	31st December, 2021	31st December, 2020
Remitting Charges(Including RTGS/NEFT/ECS charges)	30,800.00	47,350.00
ATM/kiosks charges	-	4,200.00
MICR Processing/ Clearing Charges/ Interchange Fee	689,218.00	-
Total fee and commission expense	720,018.00	51,550.00

Note-9. Other Income

Particulars	31st December, 2021	31st December, 2020
Gain on sale of Property and equipment	144,486.00	69,591.00
Net gain on foreign exchange fluctuations	-	-
Miscellaneous income- retail banking	531,700.00	381,413.00
Miscellaneous income- corporate finance	207,000.00	176,000.00
Total	883,186.00	627,004.00

Note-10. Impairment losses on financial instruments

Particulars	31st December, 2021	31st December, 2020
Impairment loss allowance on loans and advances	66,844,073.75	139,153,857.96
Total	66,844,073.75	139,153,857.96

Note-11. Personnel expenses

Particulars	31st December, 2021	31st December, 2020
Wages and salaries	81,340,870.89	91,353,262.82
Social security contributions	3,186,693.36	2,936,368.36
Gratuity expense	3,454,650.00	4,937,020.00
Leave encashment	6,451,392.00	4,828,119.00
Separation and travelling expense	371,352.00	2,770,929.00
Leave fare concession	2,254,469.00	2,513,219.33
Staff welfare expense	4,048,166.00	2,727,380.50
Total	101,107,593.25	112,066,299.01

Refer Note- 25 for disclosure related to post-employment defined benefit plans

Note-12. Other expenses

Particulars	31st December, 2021	31st December, 2020
Advertising and marketing	1,566,398.25	368,695.25
Stationery and Printing	1,661,856.75	2,552,866.00
Travel	3,716,414.01	4,212,951.41
Transportation and Conveyance Charges	214,340.00	254,105.00
Annual Maintenance Charges and repairs of SFF	5,075,534.44	7,394,303.81



Outsourcing of Financial services	32,100,364.40	38,237,770.78
Professional fees	500,000.00	500,000.00
Audit Fees	225,000.00	325,000.00
Director Sitting Fees	595,000.00	671,500.00
Rent for office premises	16,469,978.00	15,899,770.31
Postage	23,018.00	188,195.73
Telephone	2,533,753.46	2,551,041.35
Telex/Fax/Swift	361,451.04	334,186.82
Networking	13,114,891.71	11,498,468.81
Software Charges	12,466,715.81	24,075,007.76
Legal Charges	100,000.00	735,000.00
Insurance	1,219,560.00	1,629,649.00
Repair and Maitenance: Rented Premises	210.00	9,625.00
Repair and Maitenance: MCC	11,530.00	-
Newspapers and Periodicals	98,710.00	69,310.00
Entertainment	1,863,249.60	1,951,621.65
Sumptuary	726,379.03	394,804.25
Recruitment and Training	437,355.00	12,000.00
Loss on Sale of property and equipment	-	110,667.00
Water and Electricity	1,424,945.33	1,309,699.93
Miscellaneous expense	78,982,462.66	8,455,694.26
Total	175,489,117.49	123,741,934.12

Note-13. Cash and cash equivalents

Particulars	31st December, 2021	31st December, 2020
CRR balance with central bank	1,187,443,594.29	1,067,649,394.20
Current account with central bank	250,000.00	250,000.00
Balance with RMA	2,707,973,675.85	4,511,420,734.22
Cash & Balances with Central Bank	3,895,667,270.14	5,579,320,128.42
Cash in hand	153,879,632.84	161,036,009.84
Cash and balances with other banks	388,517,184.33	1,685,338,122.45
Cash & cash equivalents	542,396,817.17	1,846,374,132.29
Total	4,438,064,087.31	7,425,694,260.71



Note-14. Loans and advances to customers

Particulars	31st December, 2021	31st December, 2020
Loans and advances to customers at amortised cost	13,827,845,653.13	12,280,799,407.40
Less: impairment loss allowance	(535,516,616.51)	(488,713,255.95)

Total	13,292,329,036.62	11,792,086,151.45
	31st December, 2021	31st December, 2020
Demand loans	570,985,344.99	389,449,251.88
Cash Credit	863,819,949.45	787,628,867.66
Overdraft	3,693,976,537.40	3,341,806,287.96
Term Loan	8,699,063,821.29	7,761,914,999.90
Total loans and advances to customers	13,827,845,653.13	12,280,799,407.40

Movement of impairment loss allowance	31st December, 2021	31st December, 2020
Opening balance	468,672,542.76	349,559,397.99
Addition	66,844,073.75	139,153,857.96
Closing Balance	535,516,616.51	488,713,255.95

Note-15. Investment securities

Particulars	31st December, 2021	31st December, 2020
Investment securities measured at amortised cost	1,660,139,059.12	530,323,390.07
Investment securities measured at FVOCI – equity instruments	16,298,585.06	15,391,937.04
Total	1,676,437,644.18	545,715,327.11

Investment securities measured at amortised cost

Particulars	31st December, 2021	31st December, 2020
Government bonds	153,800,000.00	153,800,000.00
Corporate bonds	250,000,000.00	250,000,000.00
Fixed deposits	1,225,598,213.00	112,890,278.72
Others	30,740,846.12	13,633,111.35
Total	1,660,139,059.12	530,323,390.07

Note-16. Current tax assets

Particulars	31st December, 2021	31st December, 2020
TDS receivable/asset	2,339,878.15	27,818,630.48
Advance tax	52,044,000.00	19,402,478.92
Total	54,383,878.15	47,221,109.40

Note-17. Other asset

Particulars	31st December, 2021	31st December, 2020
Accrued Interest	23,642,068.02	22,086,206.00
Advances - recoverable/ adjustable	3,574,177,300.67	387,371,643.79
Assets Pending Foreclosure	22,682,628.21	-



Prepayments	-	16,345.00
Staff Advances	495,000.00	258,000.00
Other	1,804,515.81	2,079,494.06
Total	3,622,801,512.71	411,811,688.85
Total	3,622,801,512.71	411,811,688.85

Note-18. Deposits from banks

Particulars	31st December, 2021	31st December, 2020
Balance from other banks in Current Deposits	74,873,528.64	89,682,074.54
Balances with other offices (Imprest)	-	-
Call/Short Term money (Inter-Bank)/ ATM Payable	19,367,131.77	8,547,288.58
Total	94,240,660.41	98,229,363.12

Note-19. Deposits from customers

Particulars	31st December, 2021	31st December, 2020
Demand Deposits:		
Current Deposits	1,910,043,429.78	4,035,381,633.53
Savings Bank Deposits	4,867,910,007.83	4,238,043,312.10
	6,777,953,437.61	8,273,424,945.63
Term Deposits:		
Fixed Deposits	9,446,431,420.00	9,076,406,536.82
Recurring Deposits	175,875,617.00	198,803,471.00
	9,622,307,037.00	9,275,210,007.82
Total	16,400,260,474.61	17,548,634,953.45

Note-20. Debt securities in issue

Particulars	31st December, 2021	31st December, 2020
At amortised cost	231,849,264.99	209,373,768.46
Designated as at FVTPL	-	-
Total	231,849,264.99	209,373,768.46

Debt securities at amortised cost (All debt securities issued under fixed interest rate)

	31st December, 2021	31st December, 2020
Borrowings from other banks	231,849,264.99	59,373,768.46
150,000 Bonds of Nu. 1000 each under Govt. ESP	-	150,000,000.00
Total	231,849,264.99	209,373,768.46



Note-21. Provisions

Particulars	31st December, 2021	31st December, 2020
Provision or employee benefits		
Gratuity	16,175,391.00	16,667,010.74
Leave encashment	3,538,564.00	948,049.84
Transfer grant and travelling allowance	752,550.00	5,422,406.66
	20,466,505.00	23,037,467.24
Provision for pending litigations	-	-
Provision for tax	80,901,368.84	36,040,967.08
Total	101,367,873.84	59,078,434.32

*Refer Note-27

Note-22. Other liabilities

Particulars	31st December, 2021	31st December, 2020
Creditors and accruals	27,356,269.57	74,246,374.03
Interest payable	352,683,123.99	274,400,514.72
Suspended interest	56,615,078.92	50,590,051.35
Others	3,769,400,324.30	104,193,316.63
TDS payable	366,906.41	4,986,714.86
Total	4,206,421,703.19	508,416,971.59



Note-23. Share capital

	31st December, 2021	31st December, 2020
Authorised capital		
100,000,000 Equity Shares of Nu.10 Each	1,000,000,000.00	1,000,000,000.00
Issued, Subscribed & Paid-up Capital	1,000,000,000.00	1,000,000,000.00
84,000,202 Equity shares of Nu. 10 each	840,002,022.00	840,002,022.00
	840,002,022.00	840,002,022.00

a) Reconciliation of equity shares outstanding at the beginning and at the end of the year

Particulars	31st December, 2021		31st December, 2020	
	No of shares	Amount	No of shares	Amount
Add: Share issued during the year	84,000,202.20	840,002,022.00	70,000,000.00	700,000,000.00
Equity shares at the end of the year	-	-	14,000,202.20	140,002,022.00
	84,000,202.20	840,002,022.00	84,000,202.20	840,002,022.00

b) Rights/ preferences/ restrictions attached to equity shares

The company has only one class of equity shares having a par value of Nu.10 per share (which has been converted during 2014 from Nu. 100 to Nu. 10 as per directions by RMA and RSEB of Bhutan). Each holder of equity shares is entitled to one vote per share. The holders of Equity Shares are entitled to receive dividends as declared from time to time. The dividend proposed by the Board of Directors is subject to the approval of the shareholders in the ensuing Annual General Meeting.

In the event of liquidation of the company, the holders of equity shares will be entitled to receive remaining assets of the company, after distribution of all preferential amounts. The distribution will be in proportion to the number of equity shares held by the shareholders.

The Royal Securities Exchange of Bhutan has converted the face value of shares of all listed companies from Nu. 100/- to Nu. 10/- with effect from 1st August, 2014. Consequently, the face value of share of Druk PNB Bank Ltd. has also changed from Nu. 100/- to Nu. 10/-.

Note-24. Nature and purpose of Reserves

Share Premium

Share premium comprises of the premium amount received at the time of issue of shares and will be utilised in accordance with Butan Companies Act. Statutory Reserves

Special reserve was created by the company, the amount of which will be utilised in compliance with RMA read with it rules.

Retained Earnings

Represents surplus in statement of Profit and Loss.

Other comprehensive income

The Company has elected to recognise changes in the fair value of certain investments in equity securities in other comprehensive income. These changes are accumulated within the FVOCI equity investments reserve within equity.

Foreign fluctuation reserve

The translation reserve comprises all foreign currency differences arising from the translation of the financial statements of foreign operations as well as the effective portion of any foreign currency differences arising from hedges of a net investment in a foreign operation.

Note-25. Earnings per share

The Company's Earnings Per Share (EPS) is determined based on the net profit / (loss) attributable to the shareholders' of the Company .

Basic earnings per share is computed using the weighted average number of shares outstanding during the year. Diluted earnings per share is computed using the weighted average number of common equivalent shares outstanding during the year.

Particulars	31st December, 2021	31st December, 2020
Net Profit / (Loss) attributable to equity shareholders	226,754,160.44	59,190,248.73
Nominal value of equity share (in Nu.)	10.00	10.00
Issued and outstanding equity shares at the beginning of the period	84,000,202.20	70,000,000.00
Shares issued during the year	-	14,000,202.20
Weighted-average number of equity shares for basic & Diluted EPS (in numbers)	84,000,202.20	84,000,202.20
Basic & Diluted earnings per share (Nu.)	2.70	0.70



Note-26 Leases as lessee

The company has taken a number of branch and office premises on operating lease for banking facility. The leases typically run for a period of 15-20 years, with an option to renew the lease after that date.

The company also has taken space on lease for ATM with contract terms of one to three years.

Information about operating leases for which the Company is a lessee is presented below.

Particulars	31st December, 2021	31st December, 2020
Within 1 year	18,389,305.47	-
More than 1 year	77,614,118.02	-

Note-27 Related Party Disclosures

The Bank carries out transactions in the ordinary course of business with the parties who are defined as related parties in the Bhutanese Accounting Standard - BAS 24 (Related Party Disclosures), the details of which are reported below. The pricing applicable to such transactions is based on the assessment of risk and pricing model of the Bank and is comparable with what is applied to transactions between the Bank and its unrelated customers.

i. Transactions with Key Managerial Personnel (KMPs)

According to Bhutanese Accounting Standard - BAS 24 (Related Party Disclosures) Key Managerial Personnel (KMP) are those having authority and responsibility for planning, directing and controlling the activities of the entity. Such KMPs include the Board of Directors of the Bank (including both Executive and Non-Executive Directors), key employees who are holding directorship in Subsidiary companies of the Bank. Close Family Members (CFM) of the KMPs are those family members who may be expected to influence or be influenced by that KMPs in their dealing with the entity. They may include KMPs domestic partner and children of the KMPs domestic partner and dependents of the KMPs and the KMPs domestic partner.



Name of the Accou+ A1+A8:E28	Nature of Relationship	Sanction Limit	Balance
Aum Sangay Om	Chairman	2,70,00,000.00	-
Dasho Sangay Wangchuk	Director's son	12,50,00,000.00	5,33,61,413.28
Dasho Sangay Wangchuk	Director's son	25,00,00,000.00	13,53,00,631.00
Kesang Wangchuk	Director's son	50,00,000.00	48,61,005.48
Kesang Wangchuk	Director's son	30,00,000.00	28,33,604.00
Kesang Wangchuk	Director's son	7,26,73,662.00	7,06,21,199.70
Trowa Theatre	In the name of Director's husband	2,82,20,000.00	1,34,68,497.90
Hotel Riverview	In the name of Director's husband	35,00,000.00	34,98,645.80
Hotel Riverview (B)	In the name of Director's husband	1,15,00,000.00	89,40,266.93
Quality Stones And Aggregates	In the name of Director's son	1,65,97,587.00	1,62,44,069.47
Quality Stones And Aggregates	In the name of Director's son	30,00,000.00	30,86,103.34
Bhutan Spring	In the name of Director's son	2,00,00,000.00	90,25,466.40
Bhutan Spring	In the name of Director's son	4,00,00,000.00	2,66,74,722.66
Bhutan Silk House	In the name of Director's daughter	1,30,00,000.00	1,13,97,491.93
Dasho Sangay Wangchuk	Director's son	14,69,00,000.00	12,28,26,263.00
Ash Bahadur Rai	Deputy CEO	5,00,000.00	4,63,541.00
Ash Bahadur Rai	Deputy CEO	6,10,000.00	3,15,016.00
Ash Bahadur Rai	Deputy CEO	10,00,000.00	6,38,955.00
Ash Bahadur Rai	Deputy CEO	7,00,000.00	1,05,108.00
Tila Chand Ghimirey	Executive Vice President	5,00,000.00	2,75,345.72



Key Managerial Remuneration

Sl.#	Key Managerial Person	Nature of Relationship	Nature of Transaction	2021
1	Sumesh Kumar	Chief Executive Officer	Remuneration	36,06,040.34
2	A.B. Rai	Dy. Chief Executive Officer	Remuneration	17,88,000.00
3	Arun P.R.	Executive Vice President	Remuneration	32,99,671.13
4	T C Ghimirey	Executive Vice President	Remuneration	12,31,758.00
5	Deepak Kumar Verma	Executive Vice President	Remuneration	33,46,804.65
6	Vijaya Sagar	Sr. Vice President	Remuneration	31,34,561.99
7	Sonu Goswami	Sr. Vice President	Remuneration	25,56,761.99
8	Darshan Udeshi	Sr. Vice President	Remuneration	15,00,585.71

Dividends paid to the Directors

Sl.#	Name	Nature of Relationship	Dividend Paid 2021
1	Director/Associates Aum Sangay Om	Chairman	-

Dividend paid to the relatives of the Directors

Sl.#	Name	Nature of Relationship	2021
1	Dasho Kuenley Wangchuk	Director's Husband	-
2	Dasho Sangay Wangchuk	Director's Son	-
3	Kesang Wangchuk	Director's Son	-
4	Yangchen Wangchuk	Director's Daughter	-

Dividend paid to the Key Managerial Personnel

Sl.#	Name	Nature of Relationship	Dividend Paid 2021
1	A.B. Rai	Dy. Chief Executive Officer	-
2	T C Ghimirey	Executive Vice President	-

Dividend paid to the Joint Venture Company (Punjab National Bank Limited, India)

Sl.#	Name	Nature of Relationship	Dividend Paid 2021
1	PNB, India	Joint Company	-

Note-28 Implementation of BAS Phase III.

a. Loans and Advances

The provision made by the Bank (Specific and General) under earlier GAAP was different from the BAS 39 requirement which requires an entity to assess at the end of each reporting period whether there is any objective evidence that a financial asset or group of financial assets is impaired. Therefore, individual and collective impairment has been done in respect of loans and receivables in compliance with BAS 39.

b. Deposits



Other banks and customers have invested fixed deposits with the bank at varying simple interest rates. The bank has started recognizing the deposits at revalued figure and the interest at effective interest rate as per BAS 39. The revaluation values are reflected in the financial statements accordingly.

c. Fair Valuation of Investment (FITI & CIB)

Under the previous BAS (Phase I & II), investment in equity shares were carried at cost. After adoption of BAS 39, the company has fair valued this investment at the date of initial recognition and each reporting period.

Companies	Revalued Investment Amount (A)	Current Investment Value (B)	Difference (A-B) Recognised in OCI (C)
CIB	44,58,721.37	35,58,920.82	8,99,800.55
FITI	1,18,39,863.69	1,18,33,016.22	6,847.48
Total	Nu. 1,62,98,585.06	Nu. 1,53,91,937.04	Nu. 9,06,648.02

Note-29 Disclosure of Assets based on maturity

Loans & Advances

Particular	Maturity Amount in Nu. '000'		
	Less than 1 year	More than 1 year	Total
Cash Credit, Overdraft, Demand Loan	44,65,881.63	6,62,900.20	51,28,781.83
Term Loan	2,49,404.29	84,49,659.53	86,99,063.82
Total	47,15,285.92	91,12,559.73	1,38,27,845.65

Note-30 Events After the Reporting Period

The board inBoard of Directors Meeting held in Thimphu, Bhutan on proposed a dividend in the ratio of. for the income year 2022.

Note-31 Risk Management

Credit Risk

The amount and type of collateral required depends on an assessment of the credit risk of the counter party. Guidelines are in place covering the acceptability and valuation of each type of collateral. The main types of collateral obtained are as follows:

- For commercial lending: charges over real estate properties, inventory and trade receivables
- For retail lending: mortgages over residential properties

Management monitors the market value of collateral and will request additional collateral in accordance with the underlying agreement. It is the Bank's policy to dispose of repossessed properties in an orderly manner. The proceeds are used to reduce or repay the outstanding claim. In general, the Bank does not occupy repossessed properties for Business use.



Note-32 RMA Disclosures

1. Qualitative Disclosures

i. Capital Adequacy Ratio

The capital of the bank consists of Tier 1, which forms a core capital and Tier 2, which is a supplementary capital. Tier 1 capital, which constitutes paid up capital; general reserves; share premium; and retained earnings is Nu. 1.87 billion compared to Nu. 1.79 billion in pervious year.

The Tier 2 capital consists of Exchange Fluctuation Reserve, Research and Development Fund, General Provisions and Subordinated Debts. Tier 2 capital is Nu. 555.19 million compared to Nu. 366.39 million in the previous year.

ii. Non-performing Loans & Provisioning

Loans and advances of the Bank has been classified under non-performing as per the definition provided in section 4.4 of the RMA Prudential Regulation 2017. In the current year, the gross NPL stands at 4.66% and net NPL stands at 0.16% as against 5.45% and 0.90% in the previous year.

The general provision on loans and advances provided by the Bank for the current year is Nu. 161. 99 million and the specific provision is Nu. 567.31 million during the year compared to Nu. 143.59 million and Nu. 538.23 million respectively in the previous year.

iii. Risk Management

DPNBL has introduced risk management function formally to monitor and manage various risks the Bank is exposed to. The bank has now implemented a comprehensive written policy on Risk Management to identify, measure, manage and mitigate the risk. The policy also has a detailed controlling tools, methodologies and reporting principles. The major risks the policy emphasizes are Credit Risk, Market Risk, Operational Risk and Liquidity Risk.

The risk governance structure is defined in three tiers, namely the Board Level Committee, Management Level Committee and Functional Risk Organization. Under Functional Risk Organization, we have Risk Management Department (RMD) which consists of three sub units, namely, Credit Risk Management Unit, Market Risk Management Unit and Operational Risk Management Unit. However, presently these Units are not handled separately by different personnel but managed together under RMD. As the Risk function matures in the Bank, the said Units will be handled by experienced personnel in the future reporting to Head of Risk. Credit Risk forms the major risk of the Bank. The Bank has a robust credit approval process in place to assess the credit worthiness of a client to receive credit.



Under Credit Risk we monitor the concentration risk- single borrower limit, Bank borrower limit, sector limit rating grade concentration and also the prohibited industry/ sector or product. These risks were managed well within the pre-approved limits during the year.

Under market risk, the Bank monitors the net Foreign Exchange position, movement of equity/ commodity prices and Interest rate risk. Currently there is no tolerance limit defined for equity/commodity risk and the Interest Rate Risk.

Operational Risk is enterprise-wide. The Bank has implemented robust measures and processes in all operational areas in accordance with the standard operational procedures (SOP) and anti-money laundering and combating the financing of terrorism policy.

Besides the above risks, the Bank also monitors liquidity risk, reputation risk, strategic risk which are material to the Bank.

2. Quantitative Disclosure

The disclosures are as per the requirements under section 3.2.2 of Macro-prudential rules and regulations-Disclosure Requirements and the figures are presented in “000” Ngultrum unless specified.

3. Tier 1 Capital and its Sub-component



Sl.#	Particular	Year 2021	Year 2020
1	Total Tier I Capital		
a	Paid up Capital	840,002.00	8,40,002.00
b	General Reserve	5,51,660.80	4,95,467.41
c	Share Premium Account	1,53,151.00	1,53,151.00
d	Retained Earning	3,25,957.15	3,05,717.70
	Total	18,70,770.95	17,94,338.11

i. Tier 2 Capital and its Sub-components

Sl.#	Particular	Year 2021	Year 2020
1	Total Tier II Capital		
a	Exchange Fluctuation Reserve	56,736.08	50,386.63
b	General Provision	1,61,989.97	1,43,585.13
c	Assets Pending Forecloser Reserve	20,040.71	-
d	Subordinate Debt	1,50,000.00	150,000.00
e	Profit for the year (less transfer to general reserve, less Exchange fluctuation reserve)	1,67,813.90	22,421.47
	Total	5,56,580.66	3,66,393.23

ii. Risk weighted Assets

Risk Weighted Assets	Balance Sheet Amount		Risk Weight	Risk Weight Amount	
	Year 2021	Year 2020		Year 2021	Year 2020
LAFD	4,86,236.68	5,26,809.00	0%	-	-
L & A other than LAFD & NPL	1,26,97,407.89	11,085,516.52	100%	1,26,97,407.89	11,085,516.52
NPL Less specific Prov. & Suspense Interest	59,015.00	2,39,213.86	150%	88,522.51	3,58,820.80
Claim on Commercial Bank	13,95,780.24	15,72,979.55	20%	2,79,156.05	3,14,595.91
Bonds/ Securities	3,48,800.00	2,50,000.00	20%	61,000	69,760.00
RGOB subordinate debt	1,50,000.00	1,50,000.00	0%	-	-
Claims on FIs in India	1,59,905.78	1,91,194.57	50%	79,952.89	95,597.28
Fixed Assets	54,035.08	61,743.89	100%	54,035.08	61,743.89
Other Assets	20,36,573.35	14,37,044.49	100%	20,36,573.36	14,37,044.49
Off balance sheet items (Direct Credit Substitute)	17,65,591.37	12,97,324.03	100%	17,65,591.37	12,97,324.02
Operational Risk				7,81,757.96	7,81,757.96
	1,91,53,345.39	1,68,11,825.91		1,78,52,757.10	1,54,82,400.87

iii. Loans and NPL by Sectorial Classification

Sl.#	Particular	Year 2021		Year 2020	
		Total Loans	NPL	Total Loans	NPL
a	Agriculture	20,618.35	-	20,997.17	-
b	Manufacturing/Industry	32,14,067.71	2,76,428.49	2,958,674.99	2,84,001.54
c	Services & Tourism	38,01,873.16	2,29,880.23	3,397,858.79	2,34,026.41
d	Trade & Commerce	17,78,513.86	83,985.07	1,494,037.37	77,554.75
e	Housing	36,09,951.84	24,774.99	3,149,097.93	40,535.98
f	Transport	1,56,893.24	21,977.32	136,637.09	24,251.14
g	Personal Loan	2,51,628.44	7,245.40	1,99,046.26	8,982.93
h	Education Loan	29,015.46	-	30,091.91	131.98
i	Loan Against Term deposits	4,86,236.68	-	526,809.15	-
j	Loan to FI(s)	81,602.45	-	-	-
k	Staff Loan (Incentive)	3,97,420.49	-	71,502.41	-



1	Others	20,618.35	-	2,96,046.33	-
Grand Total		1,38,27,821.68	6,44,291.51	12,280,799.40	669,484.73

iv. **Loans (Over-draft and term loans) by type of counter-party**

Sl.#	Particular	Year 2021	Year 2020
1	Overdraft		
a	Government Corporations	-	66,597.60
b	Private Companies	14,43,394.10	1,120,724.73
c	Individuals	36,85,387.73	2,942,268.82
d	Non-Bank Financial Institutions	-	-
	Total	51,28,781.83	4,129,591.15
2	Term Loan		
a	Government Corporations	-	86,716.15
b	Private Companies	18,88,390.22	1,328,201.29
c	Individuals	68,10,673.60	6,736,290.81
	Total	86,99,063.82	8,151,208.25
	Total Loans	1,38,27,845.65	12,280,799.40

v. **Non-Performing Loans and Provisions**

Sl.#	Particulars	Year 2021	Year 2020
1	Gross Loans	1,38,27,845.65	1,22,80,799.40
	Amount of NPLs (Gross)	6,44,291.51	6,69,484.74
	Substandard	1,12,612.32	2,33,441.43
	Doubtful	26,811.52	48,258.37
	Loss	5,04,867.67	3,87,784.94
2	Specific Provisions	5,67,305.71	5,38,232.18
	Substandard	91,332.19	1,46,690.92
	Doubtful	13,341.47	22,519.58
	Loss	4,62,632.05	3,69,021.68
	Additional Provision (As per RMA direction)	-	-
	Total Provision	7,29,295.68	6,81,817.31
3	Interest in Suspense	54,985.10	51,071.89
	Substandard	10,523.87	14,117.38
	Doubtful	2,225.61	3,219.20
	Loss	42,235.62	33,735.31
4	Net NPLs	22,000.69	1,04,935.77
	Substandard	10,756.25	79,196.98
	Doubtful	11,244.44	25,738.79
	Loss	-	-
	Net Loans	1,30,98,549.97	1,15,98,982.09



5	Gross NPLs to Gross Loans	4.66%	5.45%
6	Net NPLs to Net Loans	0.16%	0.90%
7	General Provisioning	1,61,989.97	1,43,585.13
	Standard	1,57,775.17	1,32,564.60
	Watch	4,214.80	11,020.53

iv. Concentration of Credit and Deposits

Sl.#	Particular	Year 2021	Year 2020
1	Total Loans of 10 Largest borrowers	22,48,477.42	31,11,480.55
	Total Loans	1,38,27,845.65	1,22,80,799.40
2	As % of total loans	16.26%	25.34%
3	Total deposits of 10 largest deposits	68,12,649.39	56,60,752.18
	Total deposits	1,64,94,501.13	1,76,46,864.32
4	As % of total deposits	41.30	32.07

v. Exposure of 5 Largest NPL accounts

Sl.#	Particular	Year 2021	Year 2020
1	Five Largest NPL Accounts	4,21,875.91	5,40,172.40
	Total NPL	6,44,291.51	6,69,484.74
2	As % of total NPLs	65.48%	80.68%


4. RMA Disclosures

The Bank has received Nu. 150 Million from the Ministry of Finance, RGoB On 9th April 2014 in the form of subordinated debt (150,000 scripts of subordinated bonds at face value of Nu. 1,000/-each) having maturity of 10 years and coupon rate of 6%, payable annually.

5. Details on Assets Pending Foreclosure

A total of 27 accounts have been transferred as asset pending foreclosure as per RMA guidelines. Total balance outstanding as on 31.12.2021 is Nu. 2,26,82,628.21 with a total value of security Nu. 5,80,90,300.00.







CORPORATE OFFICE

Norzin Lam, Thimphu : Bhutan

Phone: +975 2 324497 / 325546

Fax: 333 156 / 327 546

Email : corporate@drukpnbbank.bt

Website: www.drukpnbbank.bt